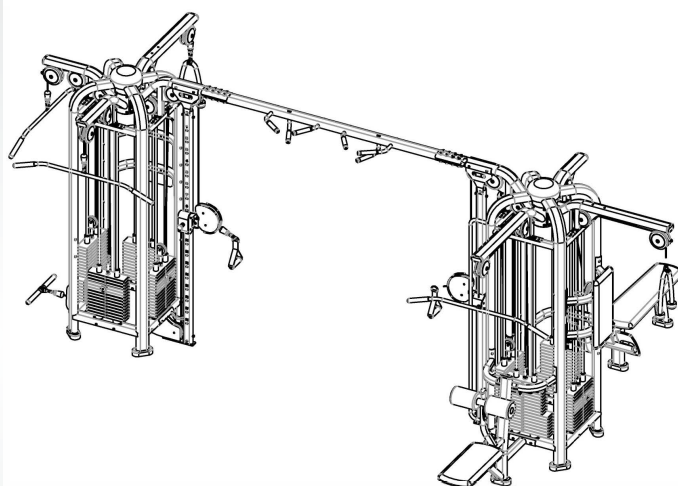


**TOORX**  
PROFESSIONAL LINE

# INSTRUCTION



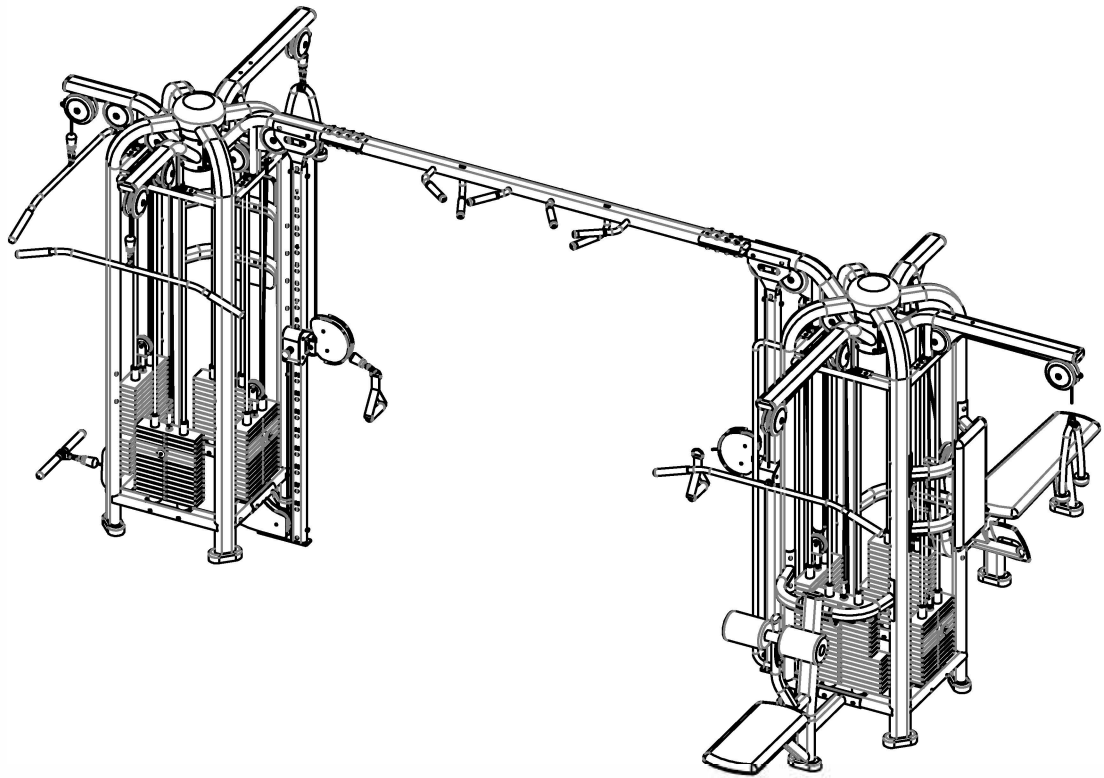
**CSX9500**



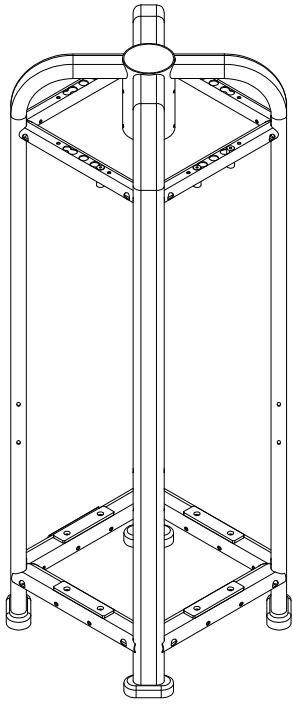
Cod : GRLDTOORXC SX9500

Rev : 00

Ed : 03/25



# Assembly Components - 1



1 (1pz)



2 (8pz)



3 (1pz)



4 (8pz)



5 (4pz)



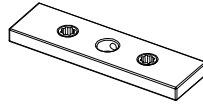
6 (2pz)



7 (8pz)



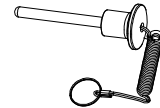
8 (4pz)



9 (44pz)



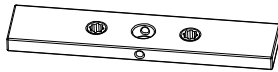
10 (4pz)



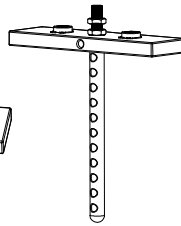
11 (4pz)



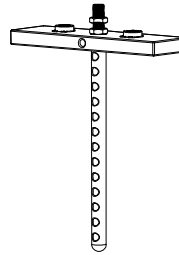
12 (2pz)



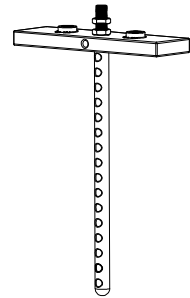
13 (7pz)




14 (2pz)



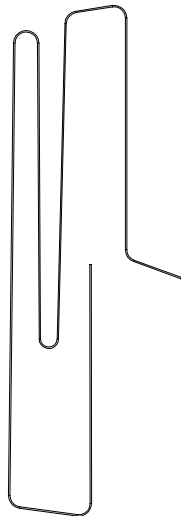
15 (1pz)



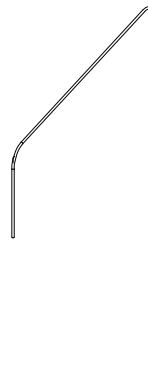
16 (1pz)



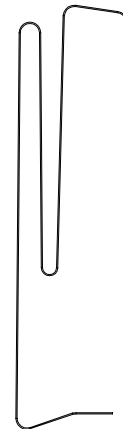
17 (1pz)



18 (1pz)



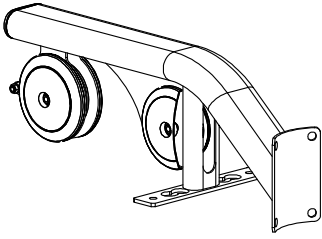
19 (1pz)



20 (1pz)



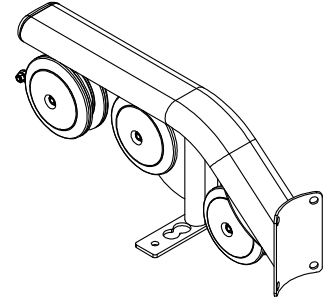
**Assembly Components - 2**



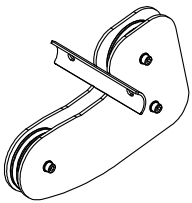
**22** (1pz)



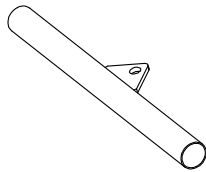
**23** (2pz)



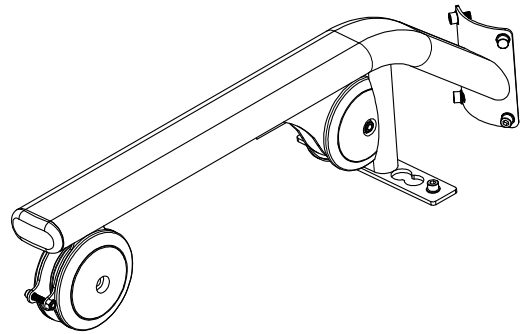
**24** (1pz)



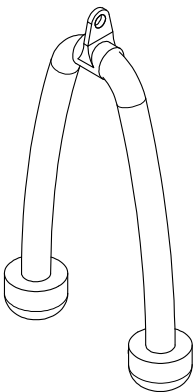
**25** (1pz)



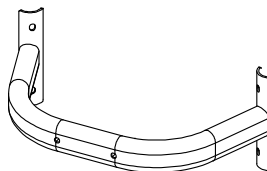
**26** (1pz)



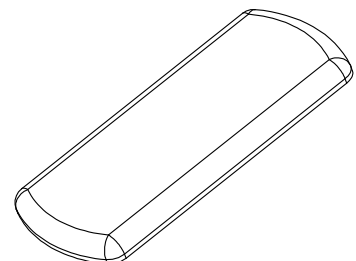
**27** (1pz)



**28** (1pz)



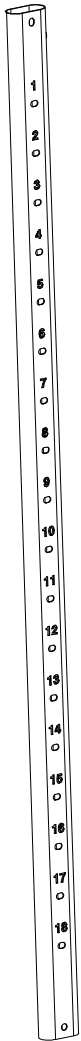
**29** (2pz)



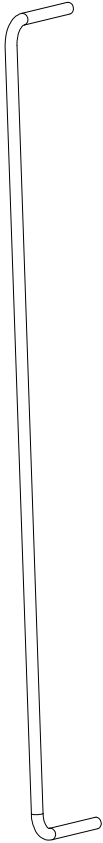
**30** (1pz)



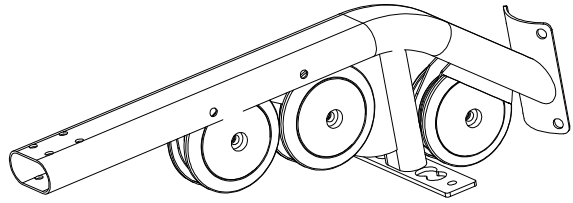
**Assembly Components - 3**



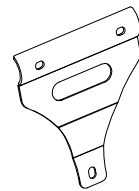
**31 (1pz)**



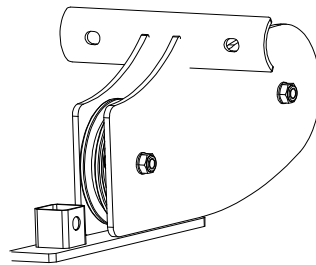
**69 (2pz)**



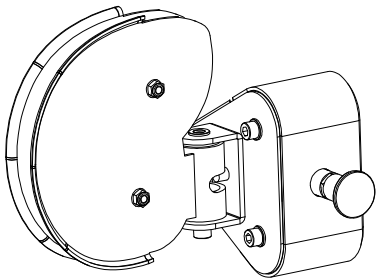
**32 (1pz)**



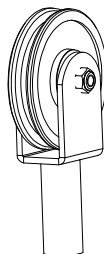
**33 (2pz)**



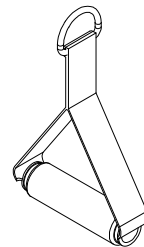
**34 (1pz)**



**35 (1pz)**



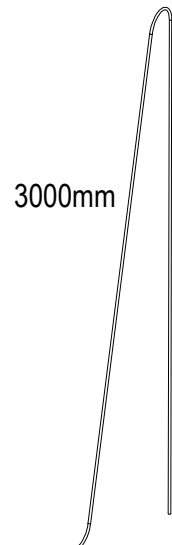
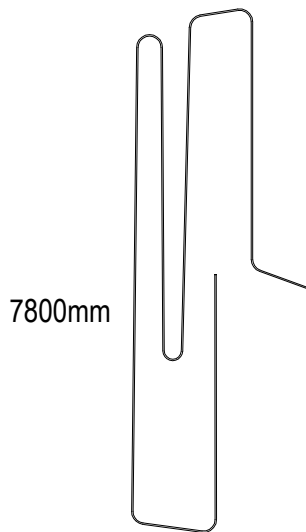
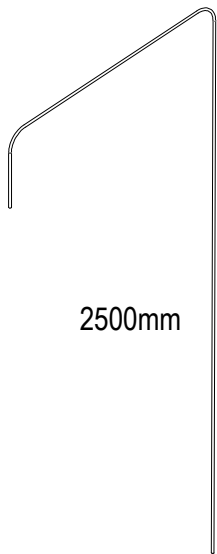
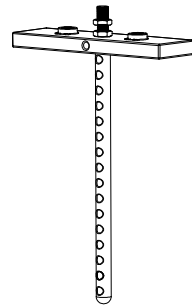
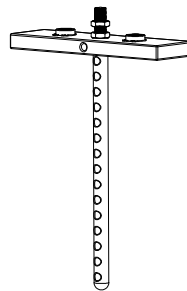
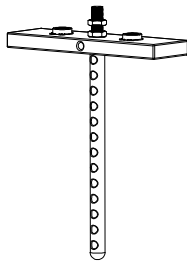
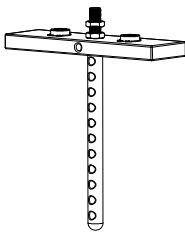
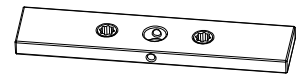
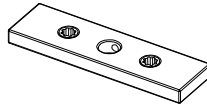
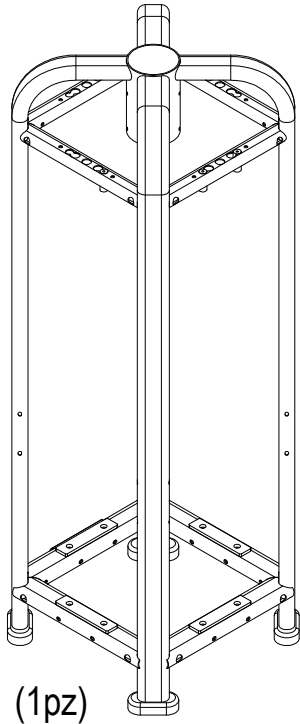
**36 (1pz)**



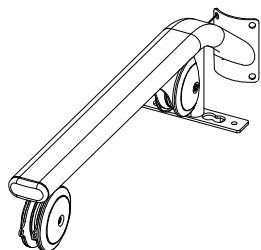
**37 (1pz)**



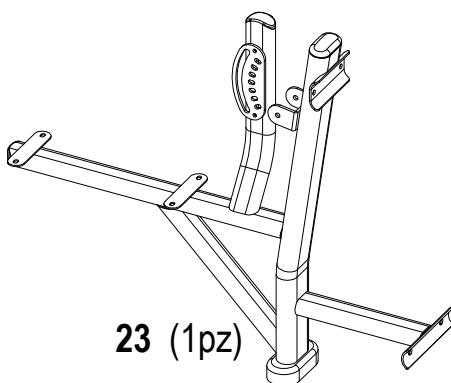
**COMPONENTI DI MONTAGGIO - 4**



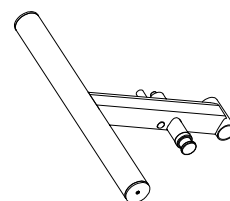
**COMPONENTI DI MONTAGGIO - 5**



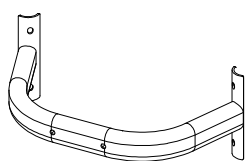
**22 (1pz)**



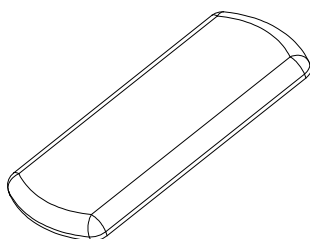
**23 (1pz)**



**24 (1pz)**



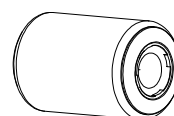
**25 (1pz)**



**26 (1pz)**



**27 (2pz)**



**28 (2pz)**



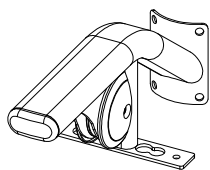
**29 (1pz)**



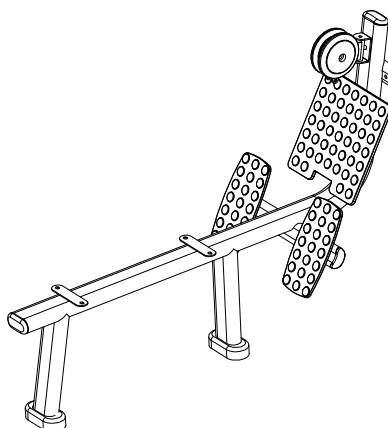
**30 (2pz)**



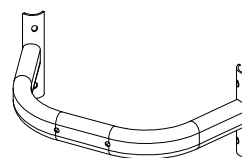
**31 (2pz)**



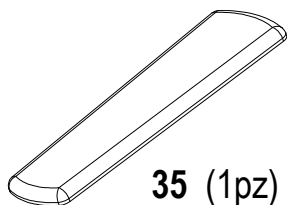
**32 (1pz)**



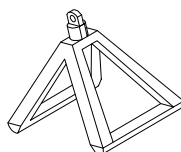
**33 (1pz)**



**34 (1pz)**




**35 (1pz)**



**36 (1pz)**



**COMPONENTI DI MONTAGGIO - 6**



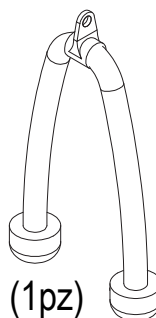
**37 (1pz)**



**39 (1pz)**



**40 (2pz)**




**41 (1pz)**



**42 (2pz)**



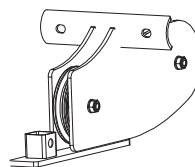
**43 (1pz)**



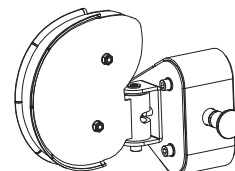
**44 (1pz)**



**45 (2pz)**



**46 (1pz)**



**47 (1pz)**



**48 (1pz)**

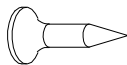
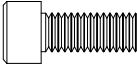

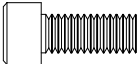


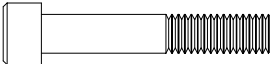
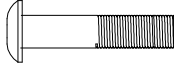
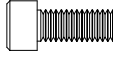
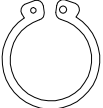




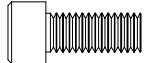


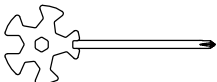


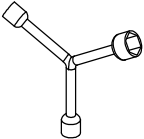


**49 (1pz)**



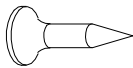
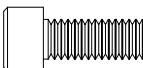

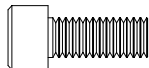


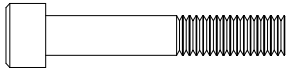
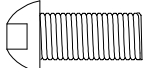
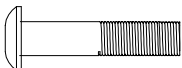



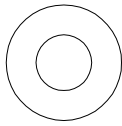






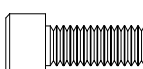


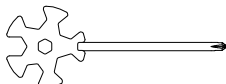


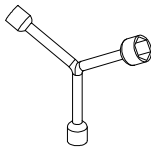


**Assembly Tools (scale 1:1)-1**

 <p><b>38</b> Phillips.Screw M5x35 mm (4pz)</p>	 <p><b>39</b> Socket Head Bolt M10x25 mm (16pz)</p>	 <p><b>40</b> Washer 10 mm (52pz)</p>
 <p><b>41</b> Socket Head Bolt M10x20 mm (8pz)</p>	 <p><b>42</b> LockNut M10 (24pz)</p>	 <p><b>43</b> Socket Head Bolt M10x120 mm (12pz)</p>
 <p><b>44</b> Socket Head Bolt M10x65 mm (1pz)</p>	 <p><b>45</b> Dome Head Bolt M8x60 mm (12pz)</p>	 <p><b>46</b> Socket Head Bolt M8x25 mm (4pz)</p>
 <p><b>47</b> Circlip 25 mm (8pz)</p>	 <p><b>48</b> Washer 8 mm (4pz)</p>	 <p><b>49</b> Jack Screw M8x10 mm (18pz)</p>
 <p><b>50</b> Socket Head Bolt M10x130 mm (2pz)</p>	 <p><b>51</b> Socket Head Bolt M10x55 mm (1pz)</p>	 <p><b>70</b> Socket Head Bolt M10x30 mm (4pz)</p>
		
		



**FERRAMENTA DI MONTAGGIO (scala 1:1)**

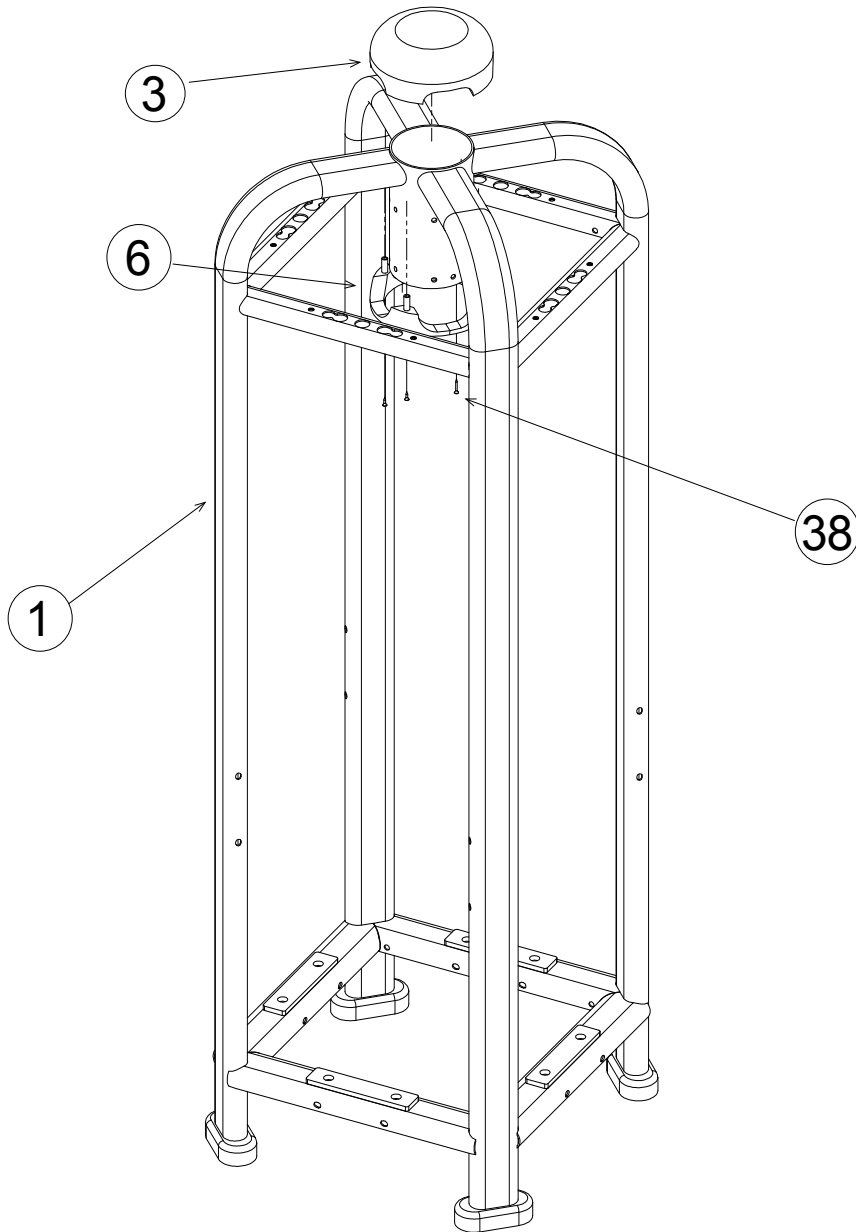
 <b>50 Phillips.Screw M5x35 (4 pz)</b>	 <b>51 Socket Head Bolt M10x25 (16 pz)</b>	 <b>52 Washer Ø10 (96 pz)</b>
 <b>53 Socket Head Bolt M10x20 (8 pz)</b>	 <b>54 LockNut M10 (32 pz)</b>	 <b>55 Socket Head Bolt M10x120 (20 pz)</b>
 <b>56 Socket Head Bolt M10x60 (4 pz)</b>	 <b>57 Dome Head Bolt M8x25 (8 pz)</b>	 <b>58 Dome Head Bolt M8x60 (8 pz)</b>
 <b>59 Socket Head Bolt M8x25 (8 pz)</b>	 <b>60 Circlip Ø25 (8 pz)</b>	 <b>61 Socket Head Bolt M12x110 (1 pz)</b>
 <b>62 Washer Ø12 (2 pz)</b>	 <b>63 LockNut M12 (1 pz)</b>	 <b>64 Washer Ø8 (8 pz)</b>
 <b>65 Socket Head Bolt M10x70 (5 pz)</b>	 <b>66 Jack Screw M8x10 (18 pz)</b>	 <b>67 Socket Head Bolt M10x130 (2 pz)</b>
 <b>68 Socket Head Bolt M10x55 (1 pz)</b>	 <b>69 Socket Head Bolt M10x30 (4 pz)</b>	
 	 	 
 	 	 



# STEP 1

P.N.	Description	Qty
1	Frame for 4 stations	1
3	Top cover cap	1

P.N.	Description	Qty
6	Upper inser	1
50	Phillips. Screw M5x35 mm	4



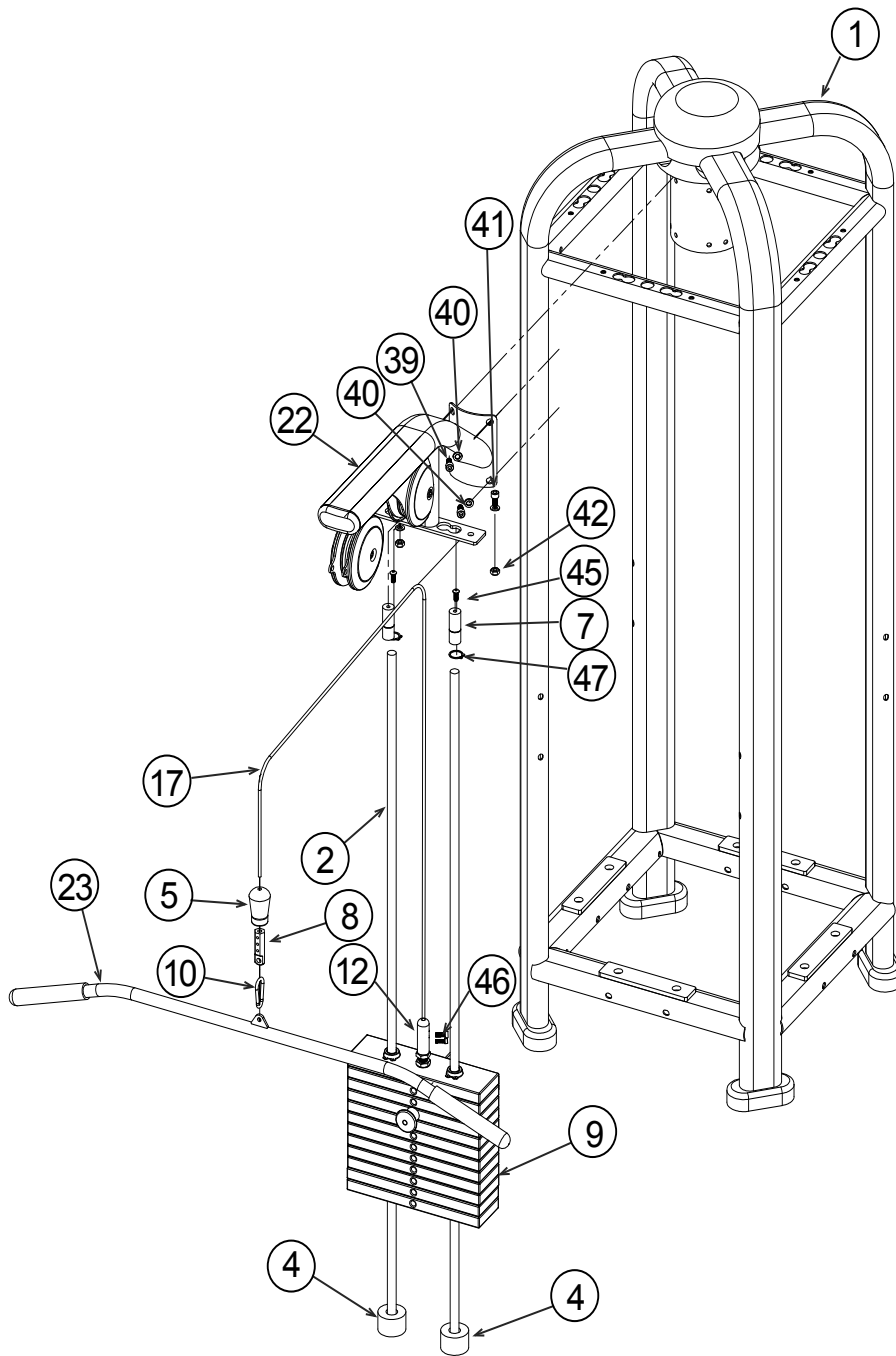
**ASSEMBLY OF SUPPORTING STRUCTURE**



## STEP 2

P.N.	Description	Qty
1	Frame for 4 stations	1
2	Weight Stack Guide	2
4	Rubber Bumper for Weight Stack	2
5	Conical Limit Stop for Steel Cable	1
7	Attachment Guide Fixing Cylinder	2
8	Terminal Fitting for Steel Cable	1
10	Carabiner	1
12	Cable Fixing Clamp	1
17	Cable for Lat Pull Down	1

P.N.	Description	Qty
22	Cantilevered Upper Beam 1	1
23	Accessory: Lat Bar	1
39	Socket Head Bolt M10x25 mm	4
40	Washer 10 mm	6
41	Socket Head Bolt M10x20 mm	2
42	Lock Nut M10	2
45	Dome Head Bolt M8x60 mm	2
46	Socket Head Bolt M8x25 mm	2
47	Circlip 25 mm	2



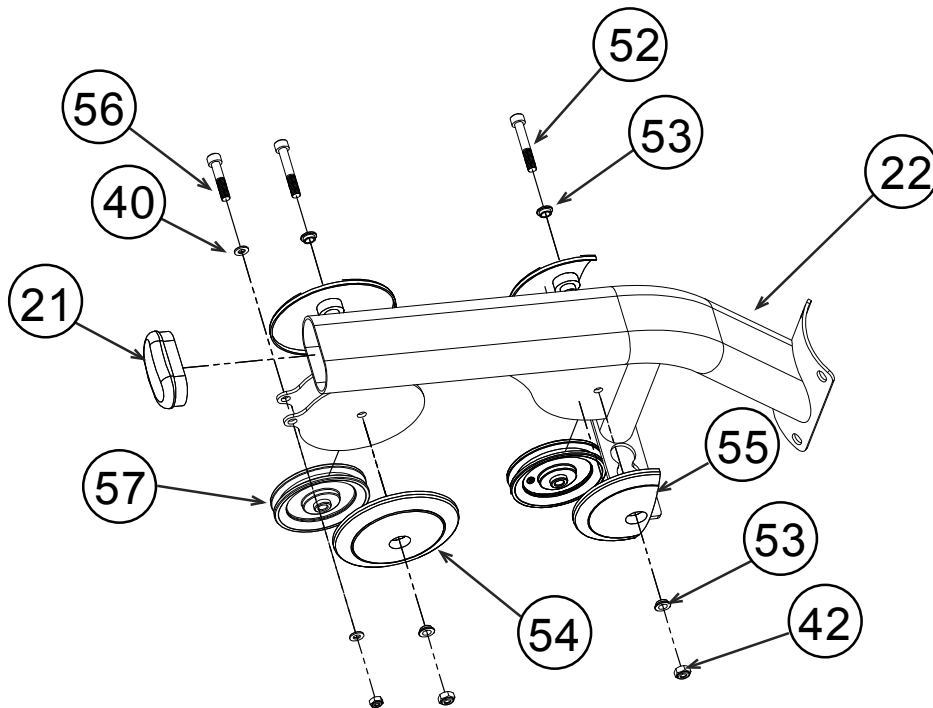
ASSEMBLY OF LAT PULL-DOWN STATION



**STEP 3**

P.N.	Description	Qty
21	Oval cap 50x100x2.5mm	1
22	Cantilever upper beam 1	1
42	LockNut M10	3
40	Washer 10 mm	2
52	Socket Head Bolt M10x65 mm	2

P.N.	Description	Qty
53	Bushing	4
54	Pulley cover 1	2
55	Pulley cover 3	2
56	Socket Head Bolt M10x45 mm	1
57	Pulley Ø110 mm	2

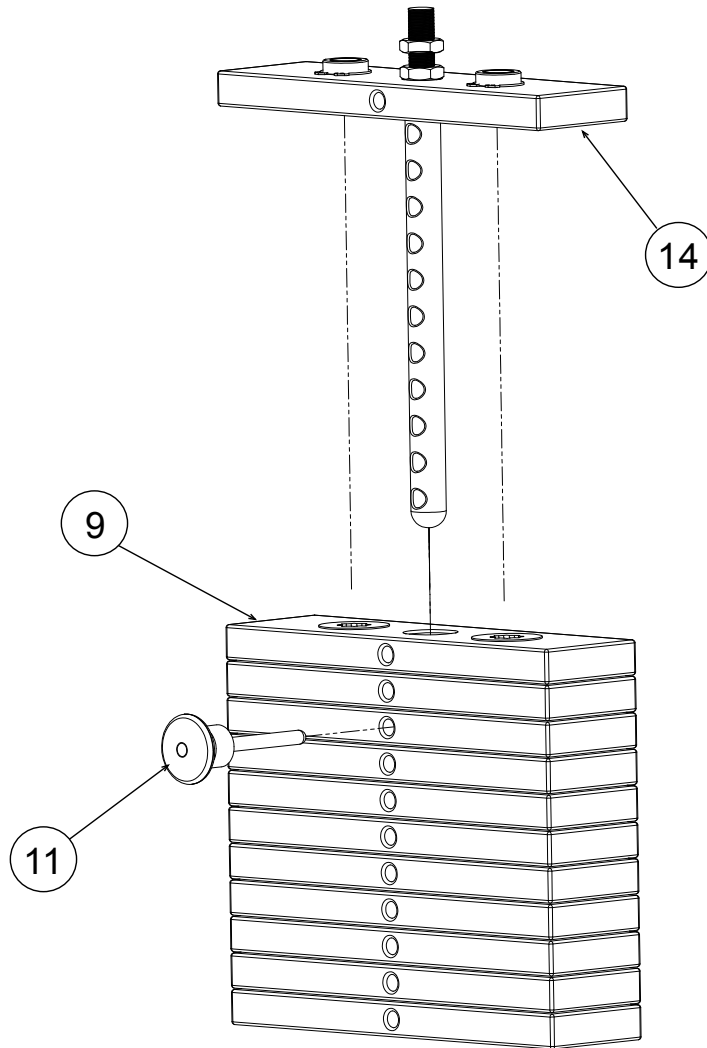


**CANTILEVER BEAM ASSEMBLY I (PULL DOWN STATION I)**



## STEP 4

P.N.	Description	Qty
9	weight plat 5 kg	11
11	Weight selector pin	1
14	Base plate with weight selector rod	1



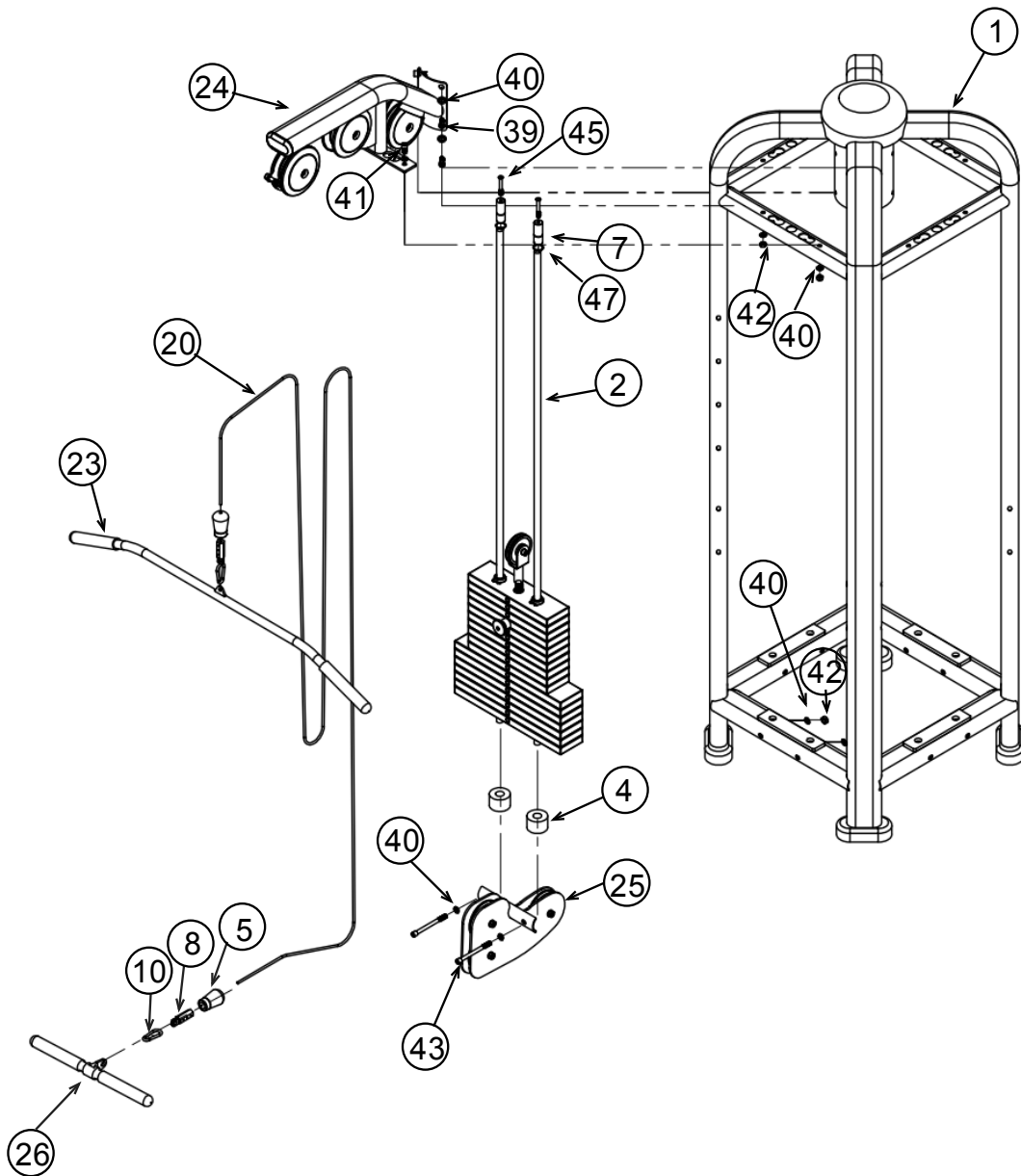
**WEIGHT STACK ASSEMBLY FOR LAT PULL DOWN STATION**



## STEP 5

P.N.	Description	Qty
1	Frame for 4 stations	1
2	Weight Stack Guide	2
4	Rubber Bumper for Weight Stack	2
5	Conical Limit Stop for Steel Cable	2
7	Attachment Guide Fixing Cylinder	2
8	Terminal Fitting for Steel Cable	2
10	Carabiner	2
20	Cable For Pull Up & Pull Down	1
23	Accessory: Lat Bar	1
24	Overhanging Upper Beam 2	1

P.N.	Description	Qty
25	Lower Pulley Holder for Pull-Up	1
26	Accessory: Short Bar	1
39	Socket Head Bolt M10x25 mm	4
40	Washer Ø10 mm	10
41	Socket Head Bolt M10x20 mm	2
42	Lock Nut M10	4
43	Socket Head Bolt M10x120 mm	2
45	Dome Head Bolt M8x60 mm	2
47	Circlip Ø25 mm	2



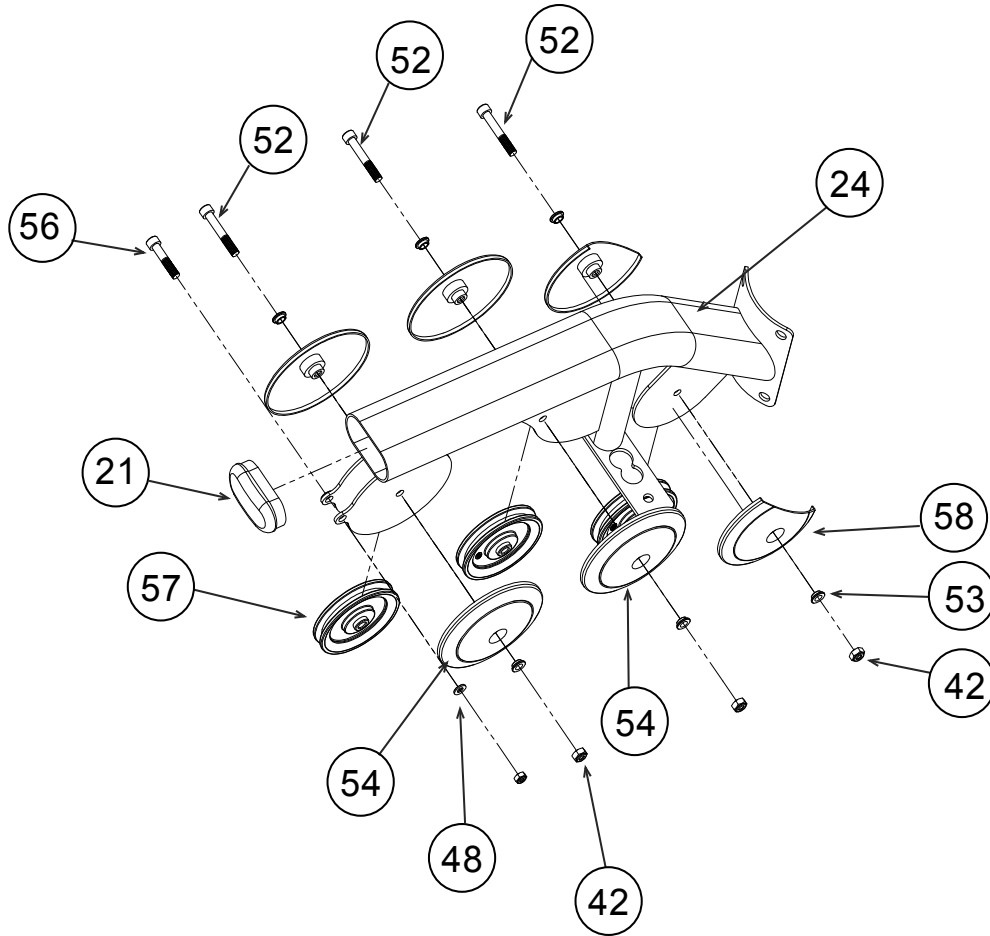
### ASSEMBLY PULL UP & PULL DOWN STATION



## STEP 6

P.N.	Description	Qty
21	Oval Cap 50x100x2.5 mm	1
24	Overhanging Upper Beam 2	1
42	Lock Nut M10	4
40	Washer Ø10 mm	2
52	Socket Head Bolt M10x65 mm	3

P.N.	Description	Qty
53	Bushing	6
54	Pulley Cover 1	4
56	Socket Head Bolt M10x45 mm	1
57	Pulley Ø110 mm	3
58	Pulley Cover 2	2



### ASSEMBLY OVERHANGING BEAM 2 (PULL DOWN STATION 2)

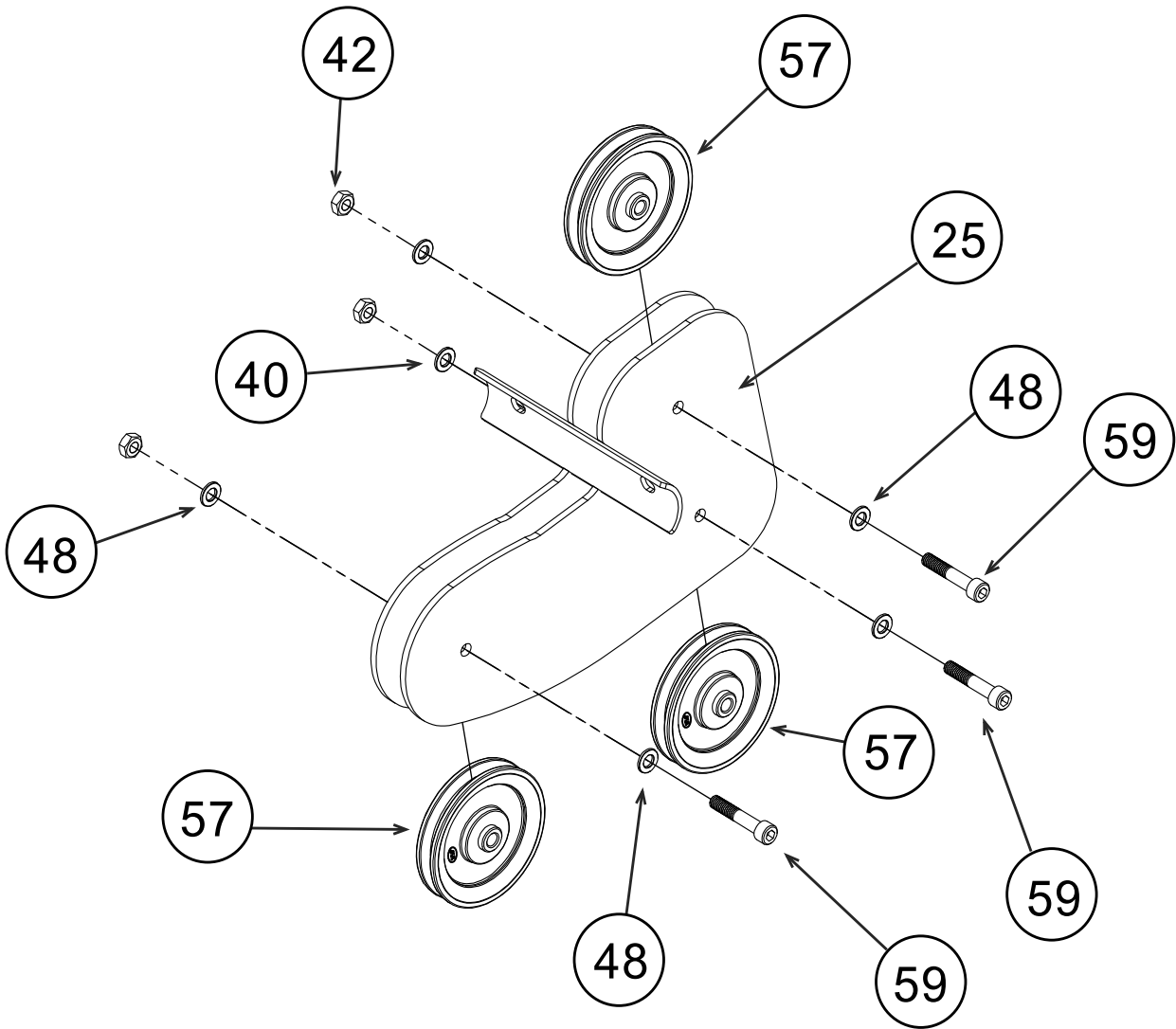




**STEP 7**

P.N.	Description	Qty
25	Triple Pulley Holder	1
42	Lock Nut M10	3
40	Washer Ø10 mm	6

P.N.	Description	Qty
57	Pulley Ø110 mm	3
59	Socket Head Bolt M10x50 mm	3

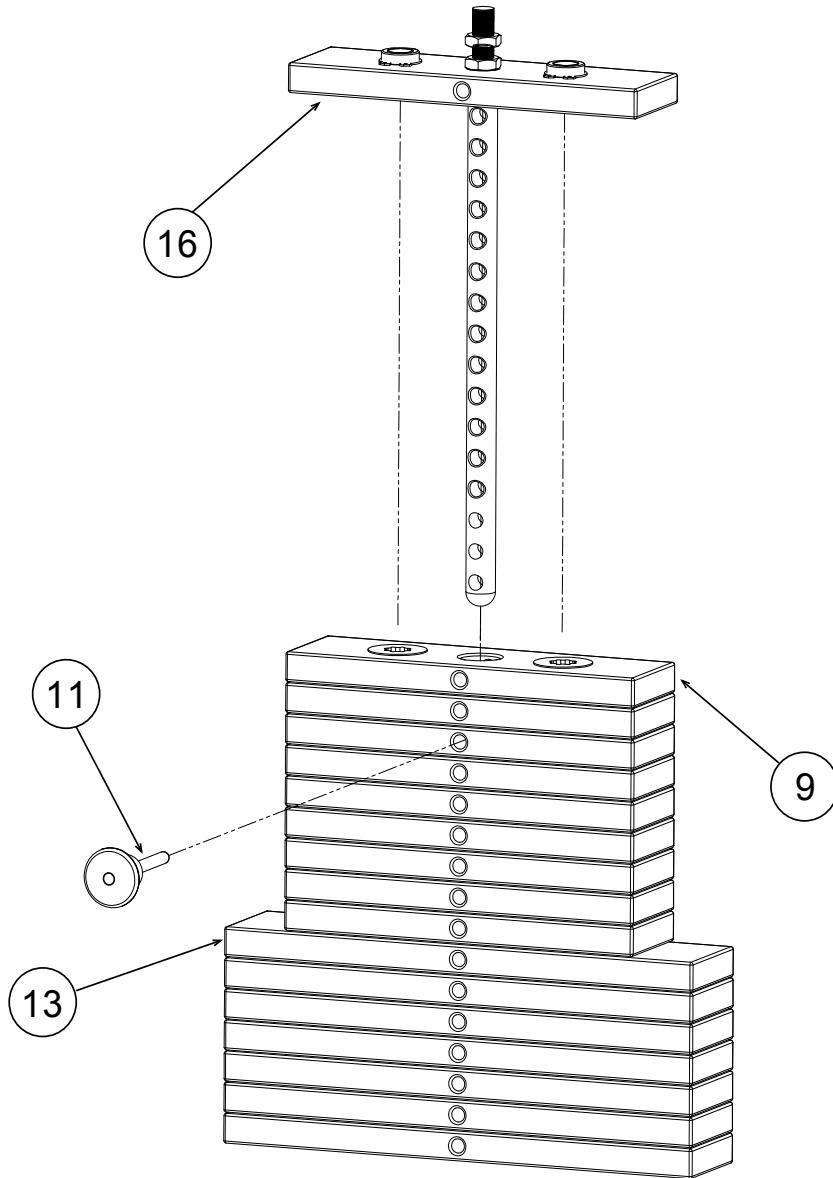


**ASSEMBLY LOWER PULLEY HOLDER PULL UP STATION**



**STEP 8**

P.N.	Description	Qty
9	5 kg Weight Plate	9
11	Weight Selector Pin	1
13	7.5 kg Weight Plate	7
16	Base Plate with Weight Selector Rod	1



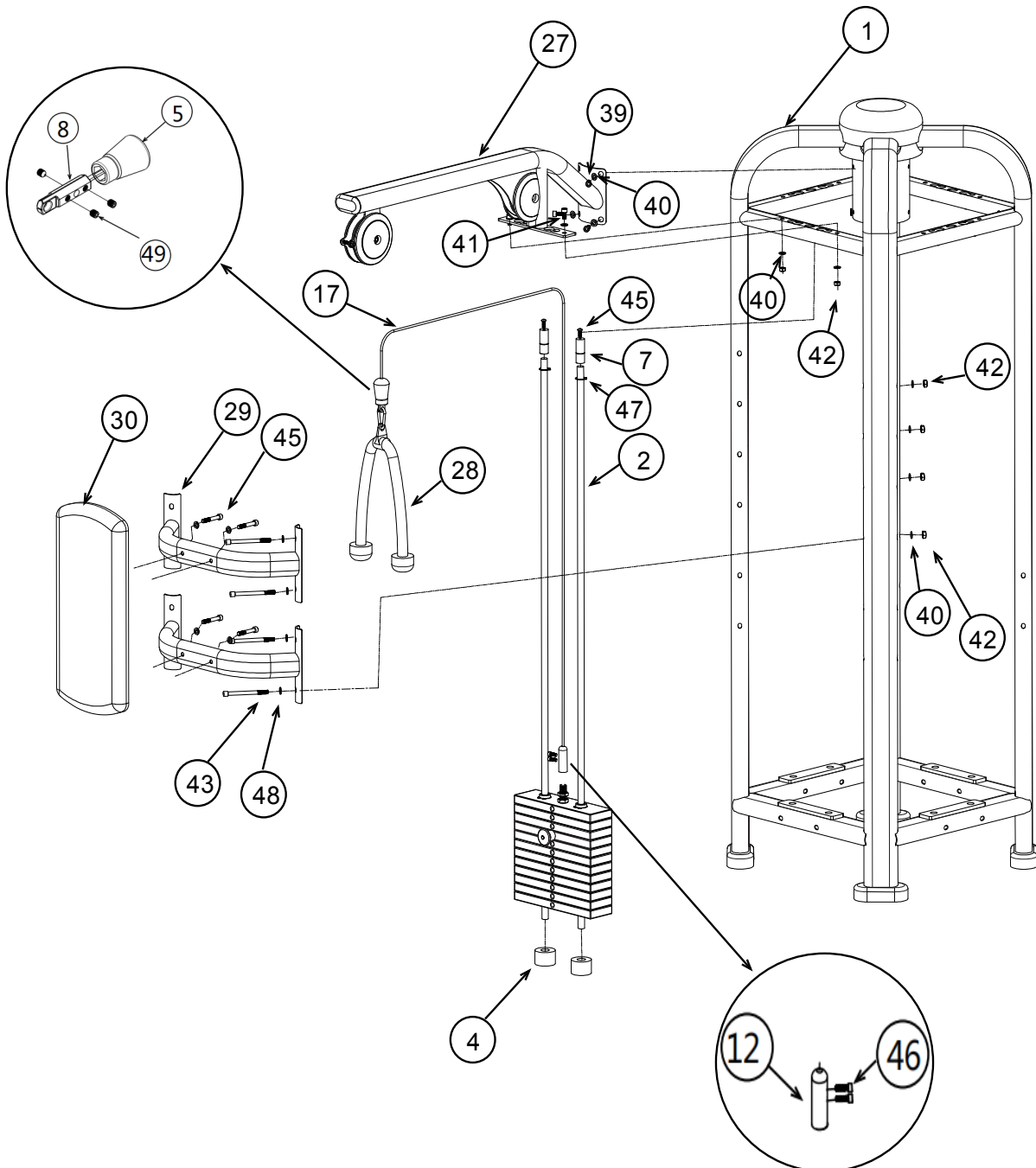
ASSEMBLY WEIGHT STACK FOR PULL UP & PULL DOWN STATION



**STEP 9**

P.N.	Description	Qty
1	Free-Standing Frame 4 Stations	1
2	Weight Stack Guide Rail	2
4	Rubber Bumper Base Weight Stack	2
5	Conical End Stop for Steel Cable Attachment	1
7	Alignment and Fixing Cylinder for Guides	2
8	Terminal Attachment for Steel Cable	1
10	Carabiner	1
12	Stopper Cylinder for Steel Cable	1
17	Steel Cable for Lat Pulldown	1
27	Overhanging Upper Tube for Pull Down	1
28	Accessory: Double Rope	1

P.N.	Description	Qty
29	Backrest Mounting Bar	2
30	Backrest	1
39	Socket Head Bolt M10x25 mm	4
40	Washer Ø10 mm	14
41	Socket Head Bolt M10x20 mm	2
42	LockNut M10	10
43	Socket Head Bolt M10x120 mm	8
45	Socket Head Cap Screw M8x60 mm	6
46	Socket Head Bolt M8x25 mm	2
47	Snap Ring Ø25 mm	2
48	Flat Washer Ø10 mm	8



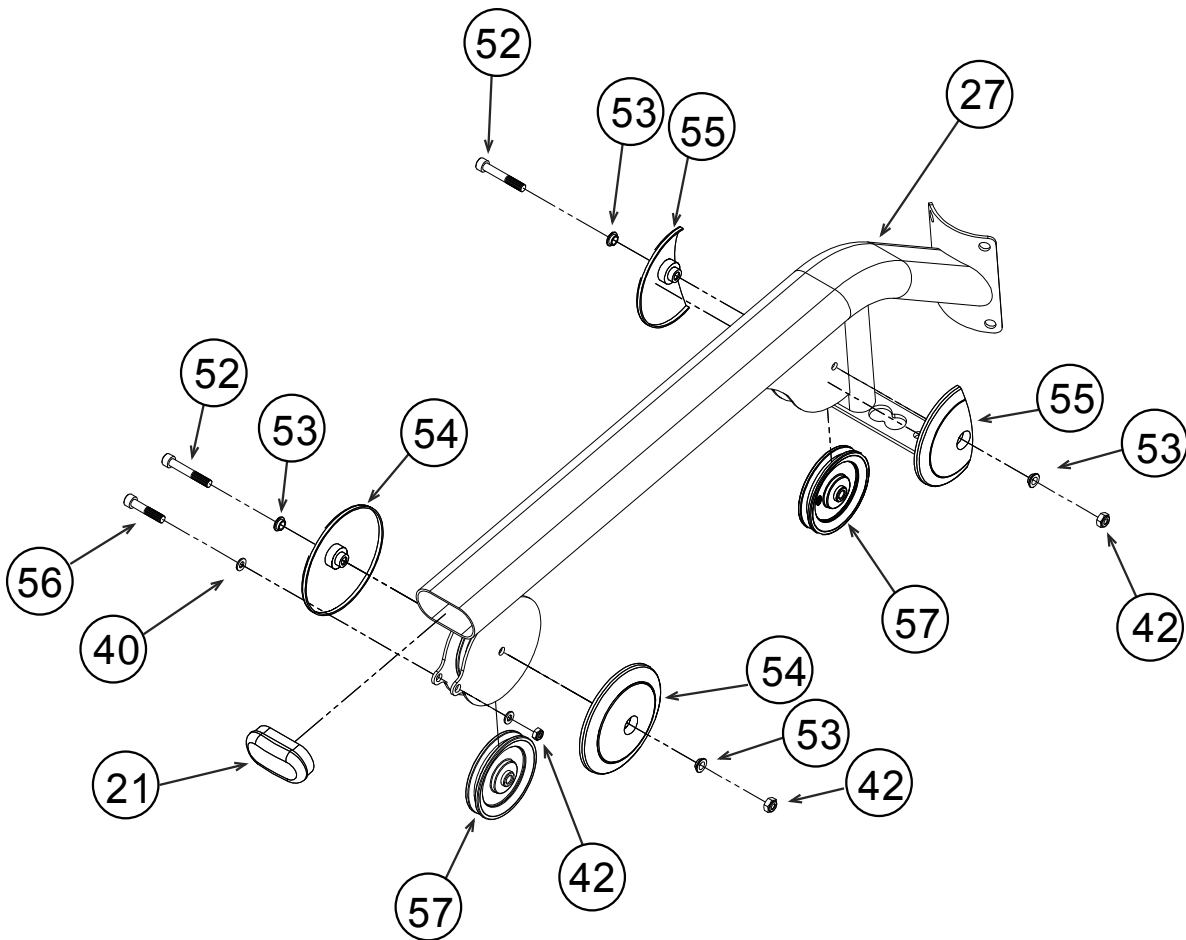
**ASSEMBLY TRICEPS STATION**



# STEP 10

P.N.	Description	Qty
21	Oval Cap 50x100x2 mm	1
27	Overhanging Upper Beam 3	1
42	Lock Nut M10	3
40	Washer Ø10 mm	2
52	Socket Head Bolt M10x65 mm	2

P.N.	Description	Qty
53	Bushing	4
54	Pulley Cover 1	2
55	Pulley Cover 3	2
56	Socket Head Bolt M10x45 mm	1
57	Pulley Ø110 mm	2

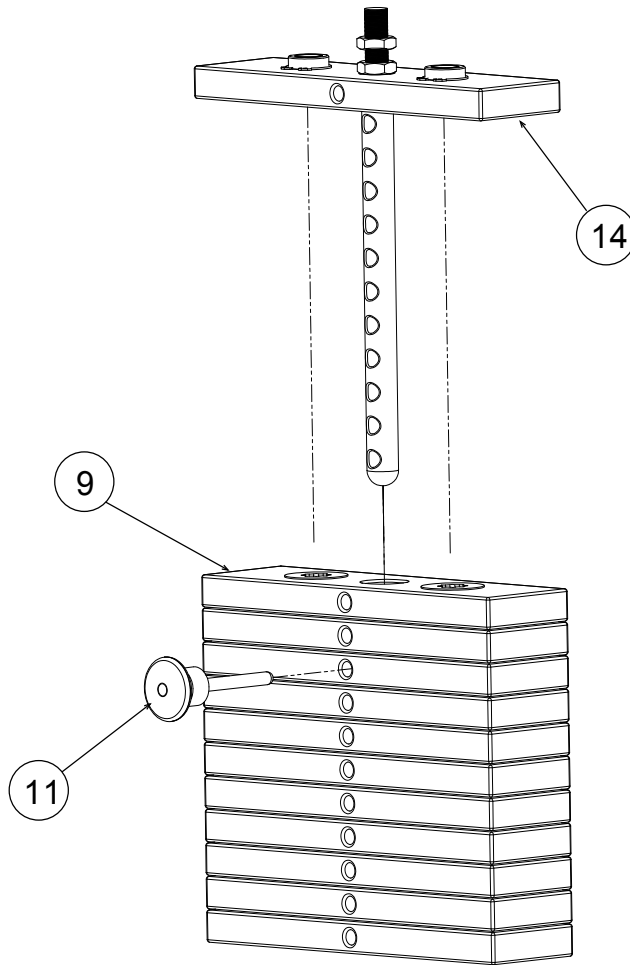


## ASSEMBLY OVERHANGING BEAM 3 (TRICEPS STATION)



# STEP 11

P.N.	Description	Qty
9	5 kg Weight Plate	11
11	Weight Selector Pin	1
14	Base plate with weight selection rod	1



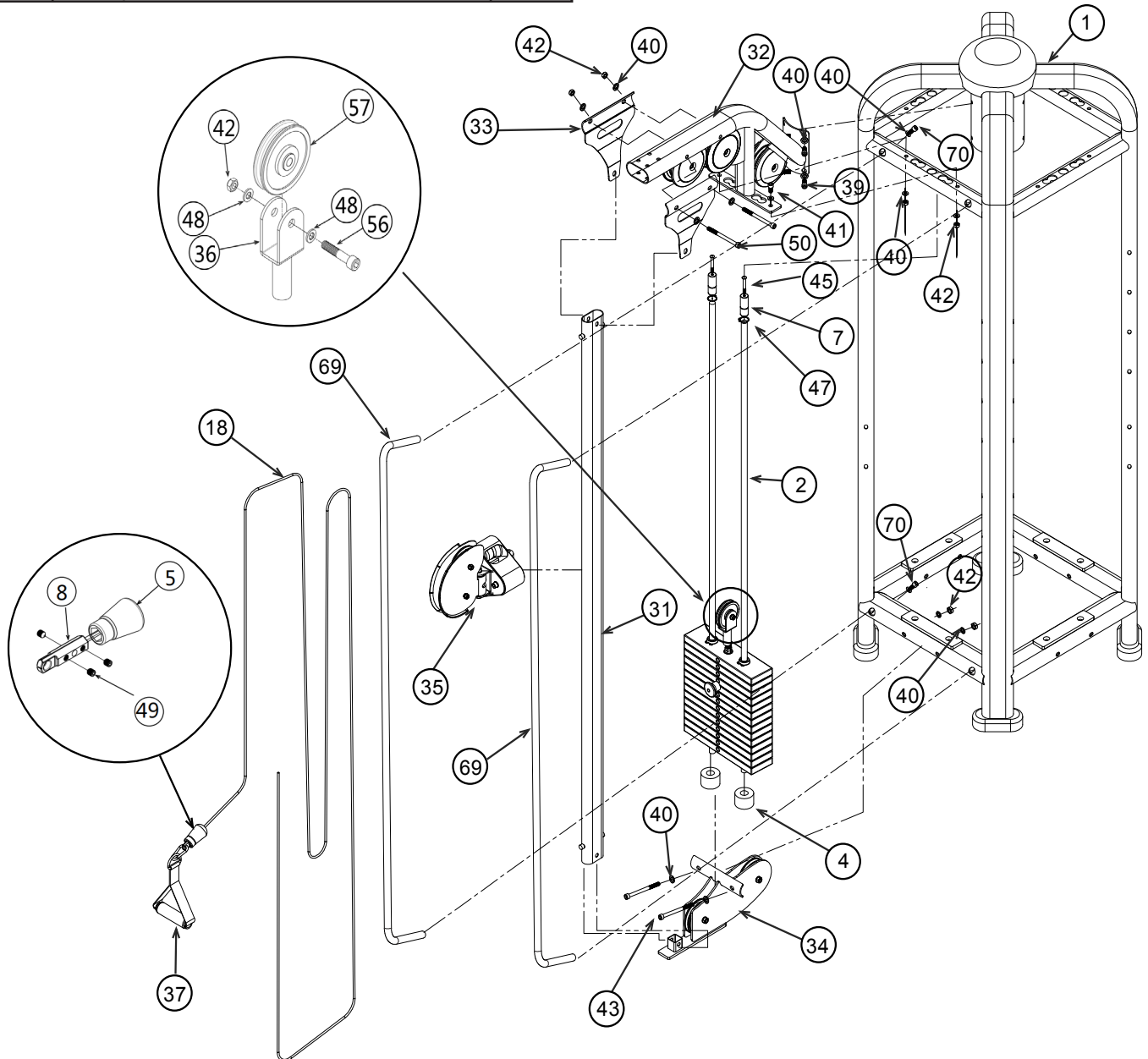
## ASSEMBLY OF WEIGHT PACK FOR TRICEPS STATION



# STEP 12

P.N.	Description	Qty
1	Self-supporting frame with 4 stations	1
2	Weight stack sliding guide	2
4	Rubber bumper for weight stack base	2
5	Conical limit stop for steel cable attachment	1
7	Alignment and fixing guide cylinder	2
8	Terminal fitting for steel cable	1
10	Carabiner	2
18	Steel cable for pulley station	1
31	Slide guide for trolley	1
32	Cantilevered upper beam 4	1
33	Trolley guide support bracket	2
34	Lower double pulley holder	1
35	Cross bar trolley	1
36	Single pulley holder	1
37	Pull-up handle	1

P.N.	Description	Qty
39	Socket Head Bolt M10x25 mm	4
40	Ø10 mm flat washer	14
41	Socket Head Bolt M10x20 mm	2
42	Lock Nut M10	9
43	Socket Head Bolt M10x120 mm	2
45	M8x60 mm countersunk hex head screw	2
47	Ø25 mm circlip	2
48	Ø8 mm flat washer	2
49	M8x10 mm knurled screw	2
50	Socket Head Bolt M10x130 mm	2
56	Socket Head Bolt M10x130 mm	1
57	Socket Head Bolt M10x45 mm	1
69	Ø110 mm pulley	2
70	Grip handle	4
	Socket Head Bolt M10x30 mm	

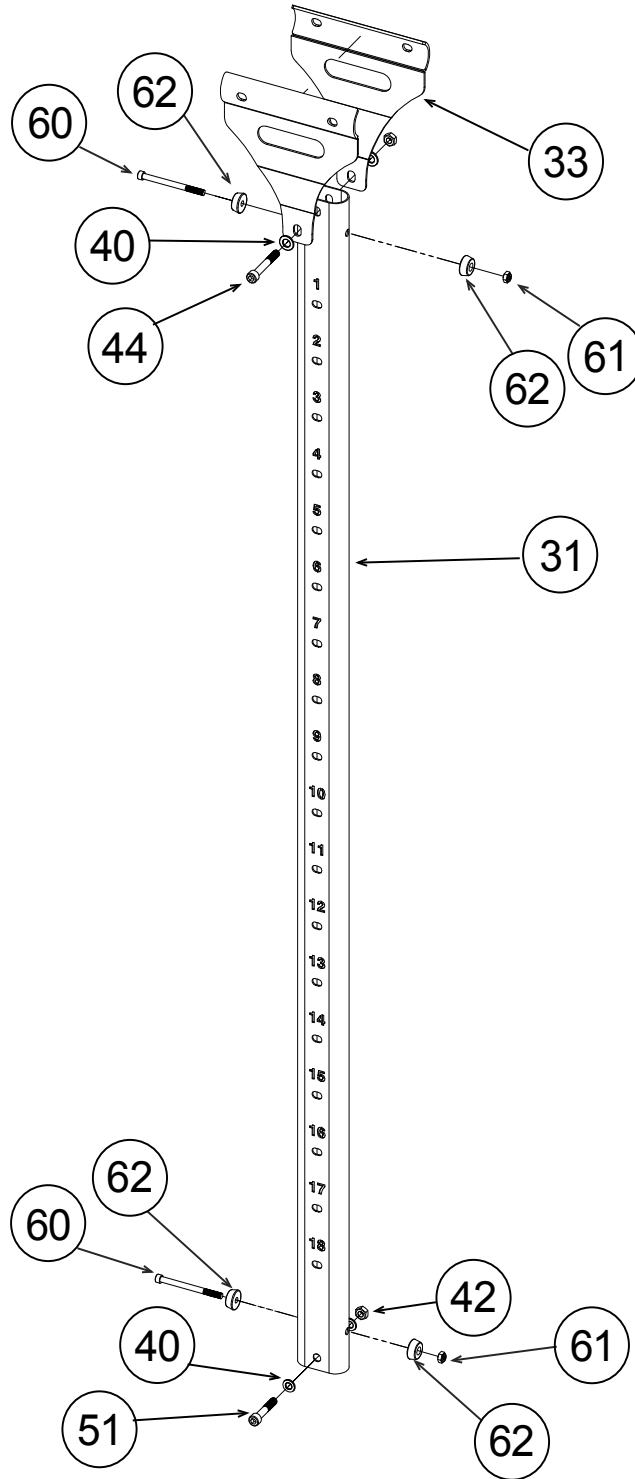


## ASSEMBLY POLYETHYLENE STATION SINGLE CROSS CABLE

# STEP 13

P.N.	Description	Qty
31	Carriage sliding guide	1
33	Support brackets for carriage guide	2
40	Flat washer Ø10 mm	4
42	Lock Nut M10	2
44	Socket Head Bolt M10x70 mm	1

P.N.	Description	Qty
51	Socket Head Bolt M10x55 mm	1
60	Socket Head Bolt M8x100 mm	2
61	M8 locking nut	2
62	End-of-travel stopper with rubber	4



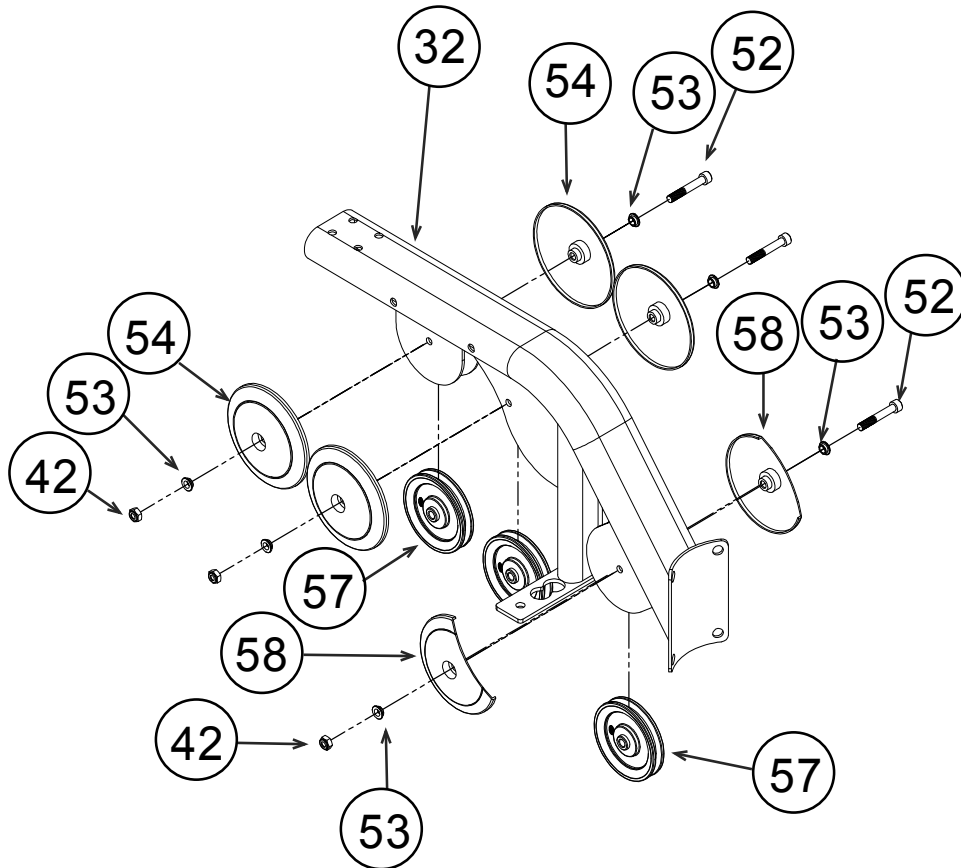
**Assembly of carriage sliding guide**



## STEP 14

P.N.	Description	Qty
32	Overhanging upper beam 4	1
42	Lock Nut M10	3
52	Socket Head Bolt M10x65 mm	3
53	Bushing	6

P.N.	Description	Qty
54	Pulley cover 1	4
57	Pulley Ø110 mm	3
58	Pulley cover 2	2



### ASSEMBLY OF OVERHANGING BEAM 4 (POLYETHYLENE STATION)

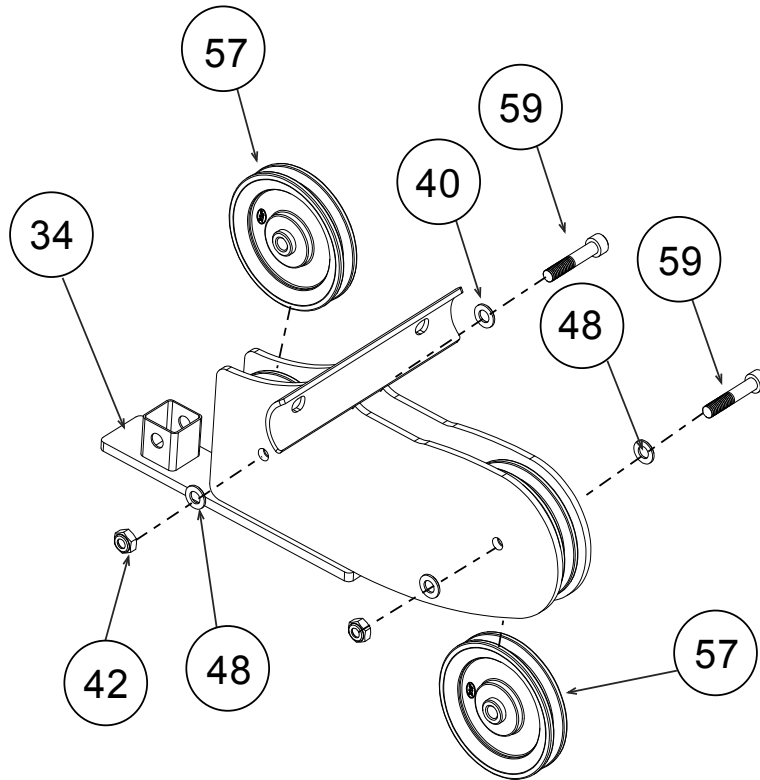




## STEP 15

P.N.	Description	Qty
34	Double pulley bracket	1
42	Lock Nut M10	2
40	Flat washer Ø10 mm	4

P.N.	Description	Qty
57	Pulley Ø110 mm	2
59	Socket Head Bolt M10x50 mm	2

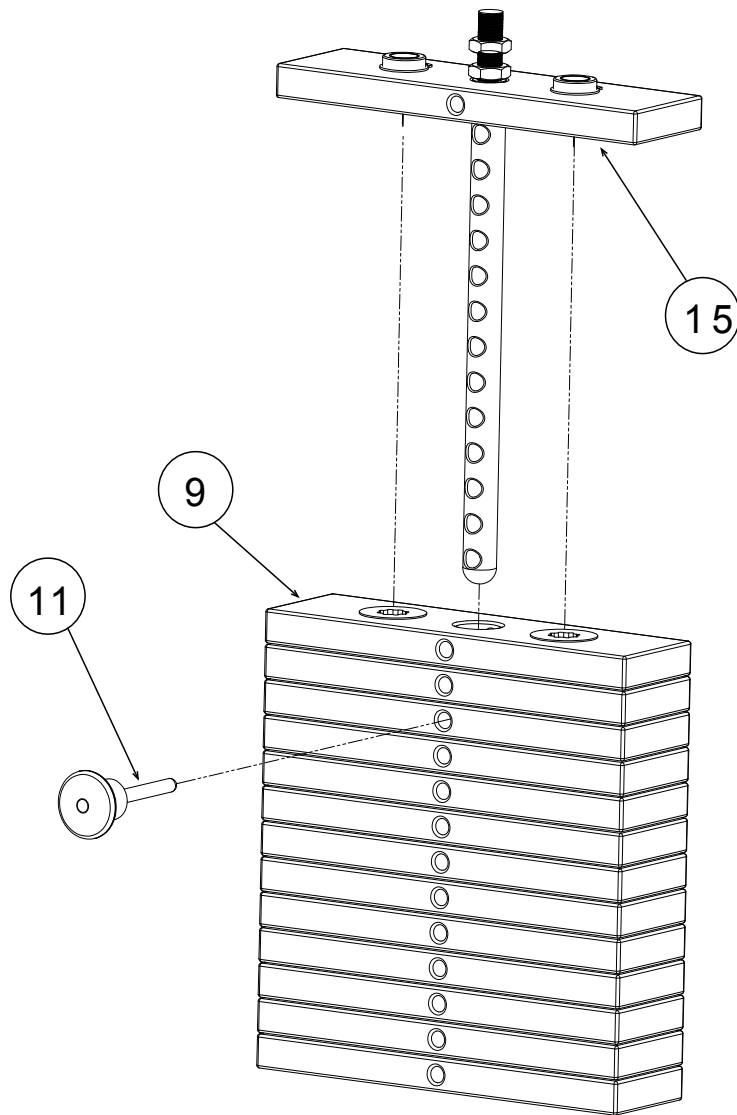


**Assembly of lower double pulley bracket**



## STEP 16

P.N.	Description	Qty
9	5 kg weight plate	13
11	Weight selection pin	1
15	Base plate with weight selection rod	1



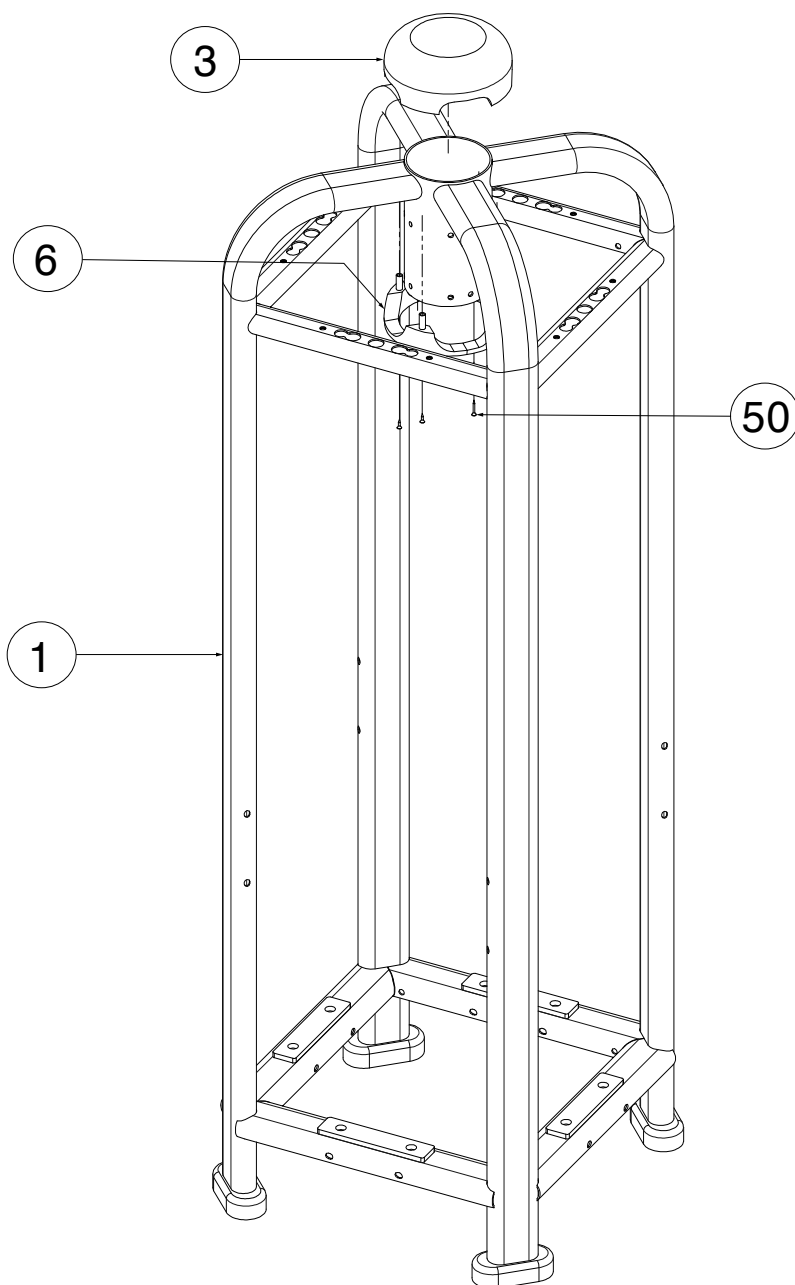
**ASSEMBLY OF THE WEIGHT PACK FOR POLYETHYLENE STATION**



## STEP 1

P.N.	Description	Qty
1	Frame for 4 stations	1
3	Top cover cap	1

P.N.	Description	Qty
6	Upper inser	1
50	Phillips. Screw M5x35 mm	4



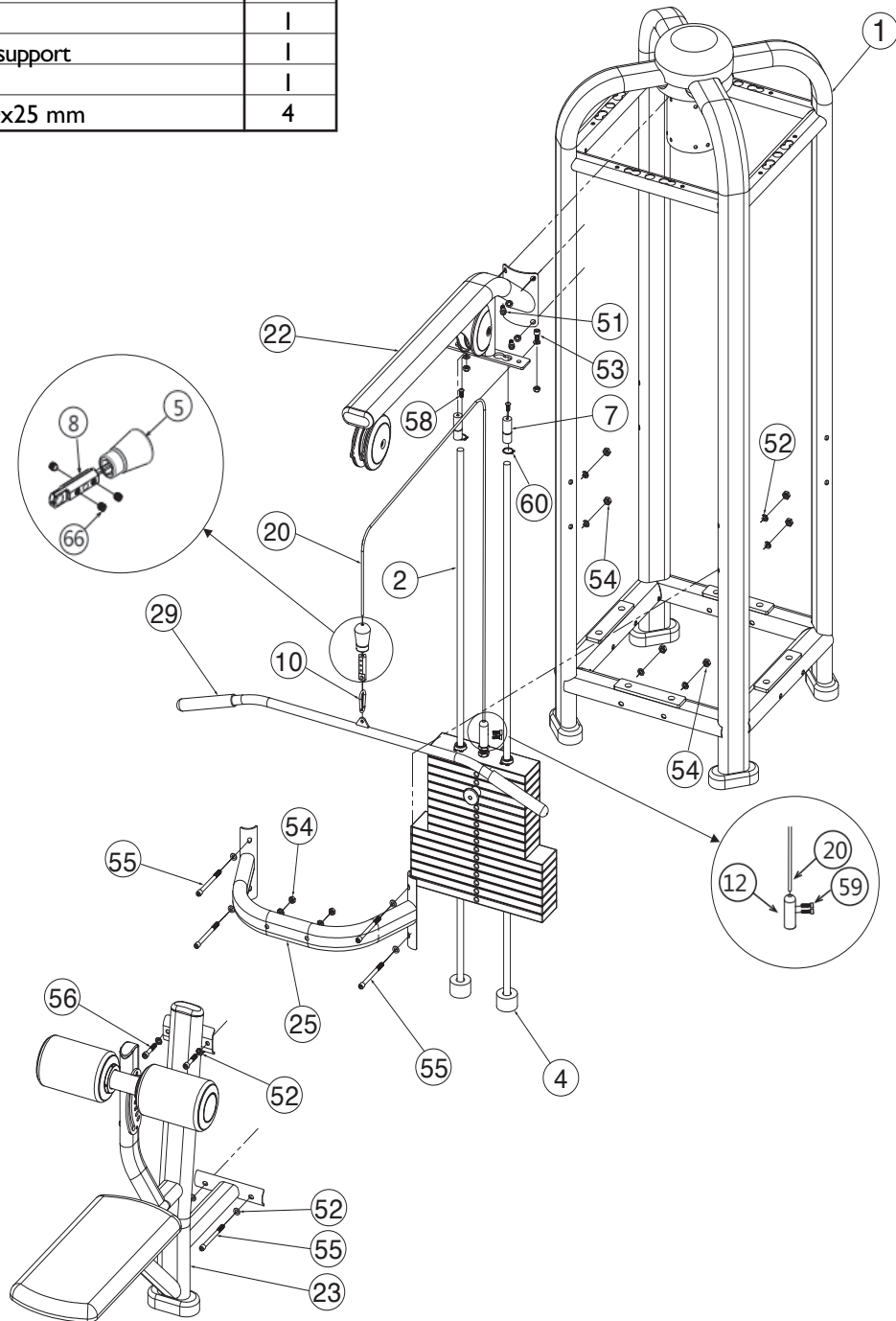
### ASSEMBLY OF SUPPORTING STRUCTURE



## STEP 2

P.N.	Description	Qty
1	Frame for 4 stations	1
2	Weight Stack Guide	2
4	Rubber Bumper for Weight Stack	2
5	Conical Limit Stop for Steel Cable	1
7	AttachmentGuide Fixing Cylinder Terminal	2
8	Fitting for Steel Cable	1
10	Carabiner	1
12	Cable Fixing Clamp	1
20	Cable for Lat Pull Down	1
22	Cantilevered Upper Beam I	1
23	Seat support frame	1
25	Anchoring tube for seat support	1
29	Accessory: Lat Bar	1
51	Socket Head Bolt M10x25 mm	4

P.N.	Description	Qty
52	Washer Ø10 mm	18
53	Socket Head Bolt M10x20 mm	2
54	Lock Nut M10	8
55	Socket Head Bolt M10x120 mm	6
56	Socket Head Bolt M10x60 mm	4
58	Dome Head Bolt M8x60 mm	8
59	Socket Head Bolt M8x25 mm	2
60	Circlip Ø25 mm	2
66	Jack Screw M8x10 mm	3



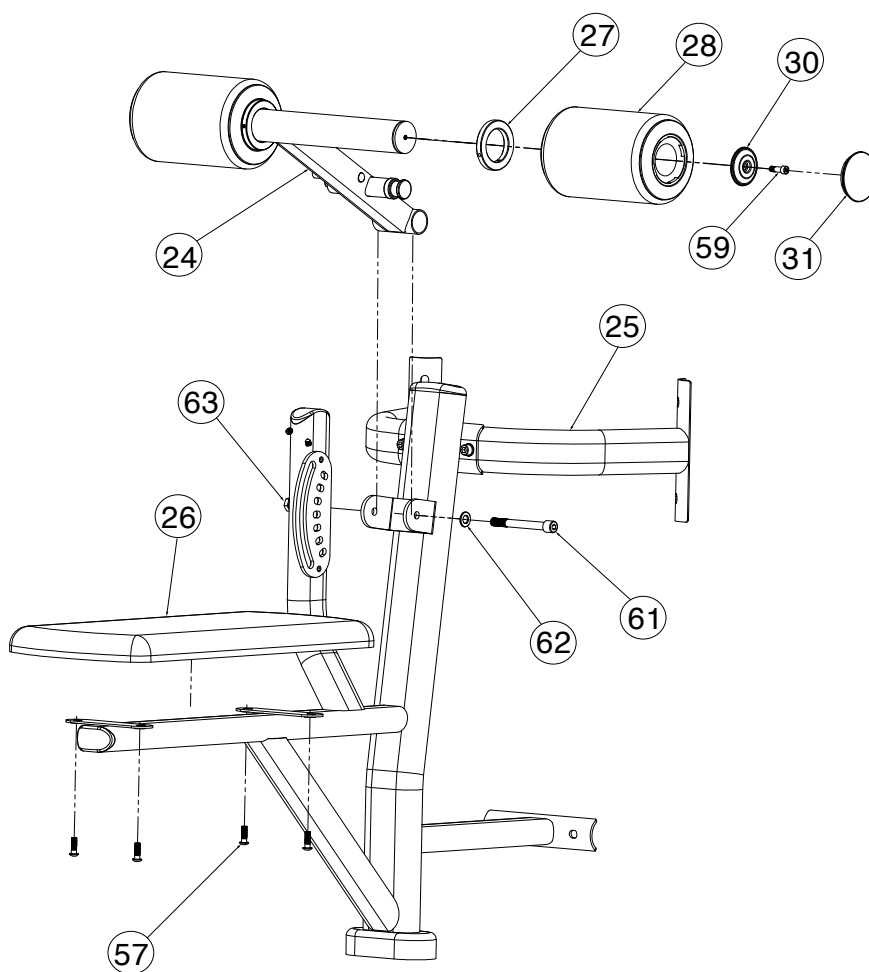
### ASSEMBLY OF LAT MACHINE STATION



## STEP 3

P.N.	Description	Qty
24	Leg restraint tube	1
25	Seat support anchoring tube	1
26	Seat	1
27	Foam roller bumper ring	2
28	Foam roller	2
30	Metal locking disc for foam roller	2

P.N.	Description	Qty
31	Round cap for foam roller	2
57	Dome Head Bolt M8x25 mm	4
59	Dome Head Bolt M8x60 mm	2
61	Socket Head Bolt M12x110 mm	1
62	Washer Ø12 mm	2
63	Lock Nut M12	1

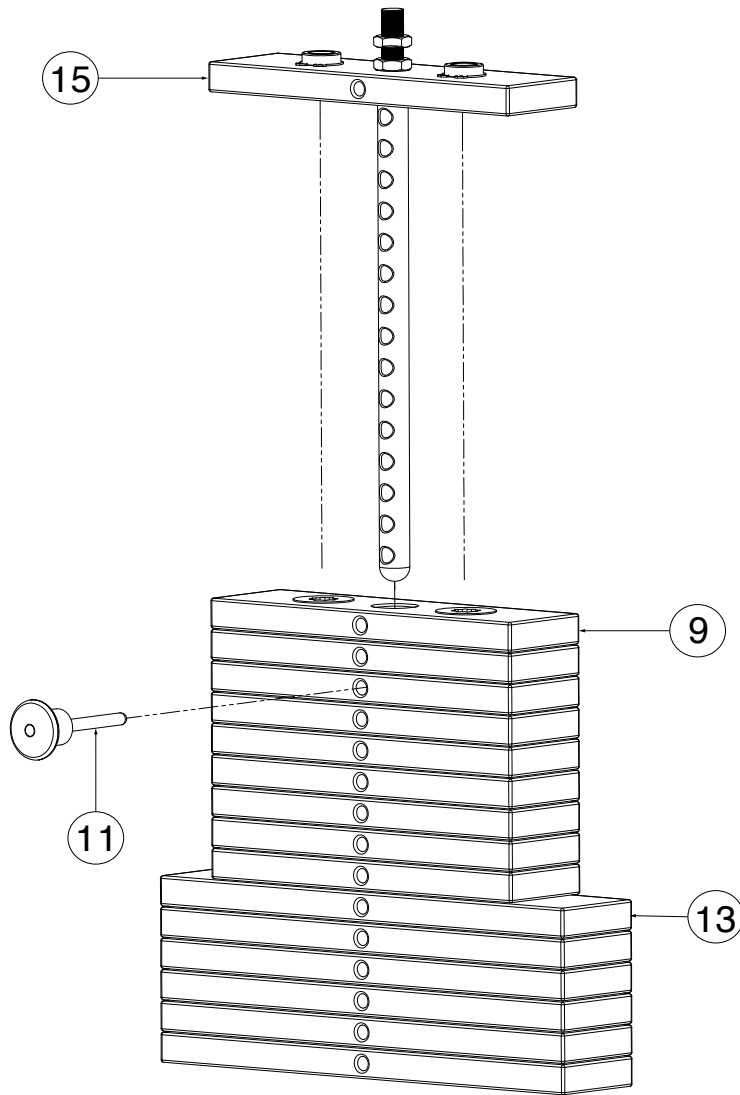


### ASSEMBLY OF SEAT SUPPORT FRAME



## STEP 4

P.N.	Description	Qty
9	5 kg Weight Plate	9
11	Weight Selector Pin	1
13	7.5 kg Weight Plate	6
15	Base plate with weight selection rod	1

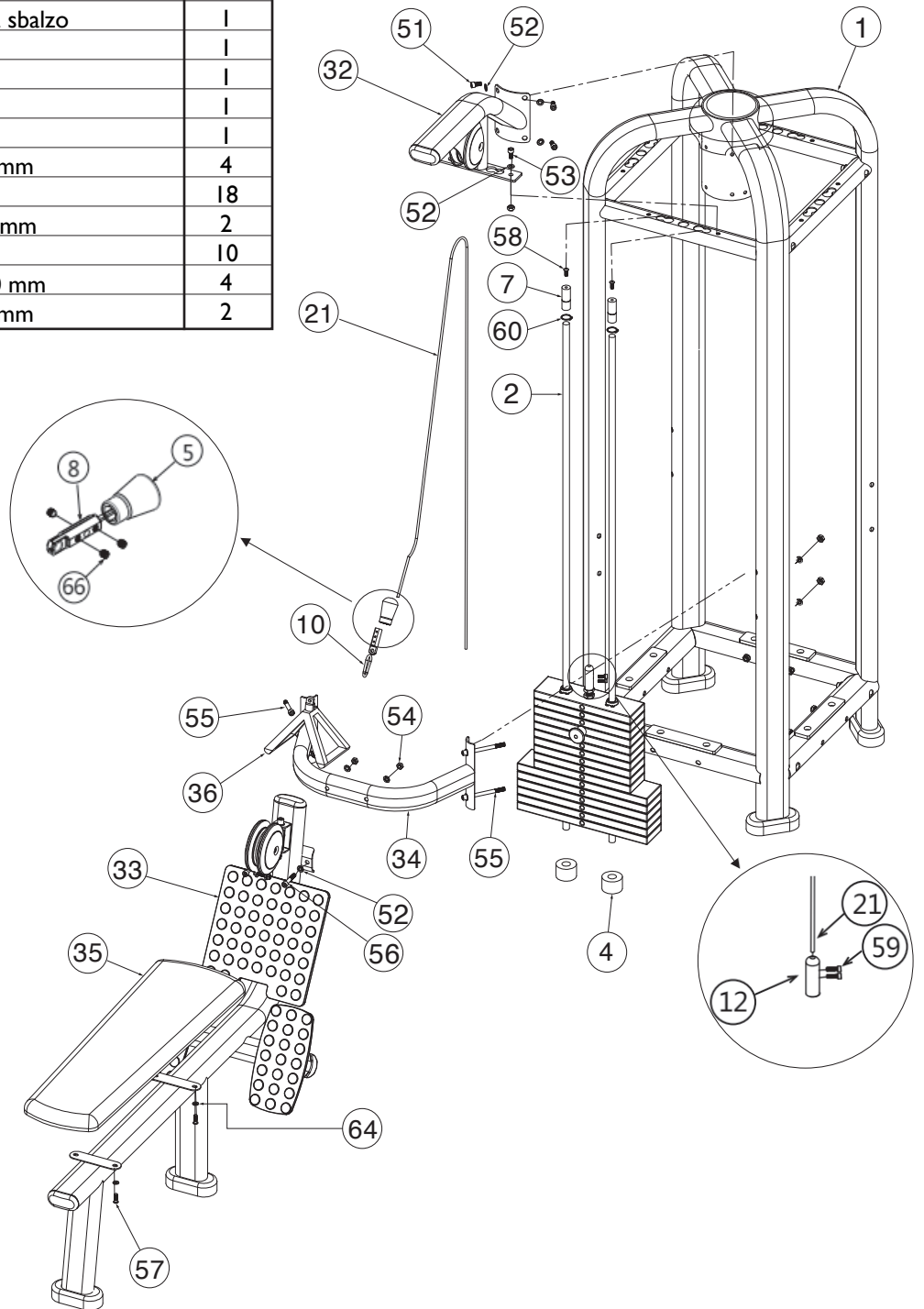


**ASSEMBLY OF WEIGHT STACK FOR LAT MACHINE STATION**

**STEP 5**

P.N.	Description	Qty
1	Frame for 4 stations	1
2	Weight Stack Guide	2
4	Rubber Bumper for Weight Stack Conical	2
5	Limit Stop for Steel Cable Cilindro di	1
7	Attachment Guide Fixing Cylinder	2
8	Terminal Fitting for Steel Cable	1
10	Carabiner	1
12	Cable Fixing Clamp	1
21	Steel cable for Pulley machine	1
32	station Tubolare superiore a sbalzo	1
33	Seat support frame	1
34	Seat support anchoring tube	1
35	Seat	1
36	Pull-up bar handle	1
51	Socket Head Bolt M10x25 mm	4
52	Washer Ø10 mm	18
53	Socket Head Bolt M10x20 mm	2
54	Lock Nut M10	10
55	Socket Head Bolt M10x120 mm	4
56	Socket Head Bolt M10x60 mm	2

P.N.	Description	Qty
57	Dome Head Bolt M8x25 mm	4
58	Dome Head Bolt M8x60 mm	2
59	Socket Head Bolt M8x25 mm	2
60	Circlip Ø25 mm	2
64	Washer Ø8 mm	4
66	Jack Screw M8x10 mm	3

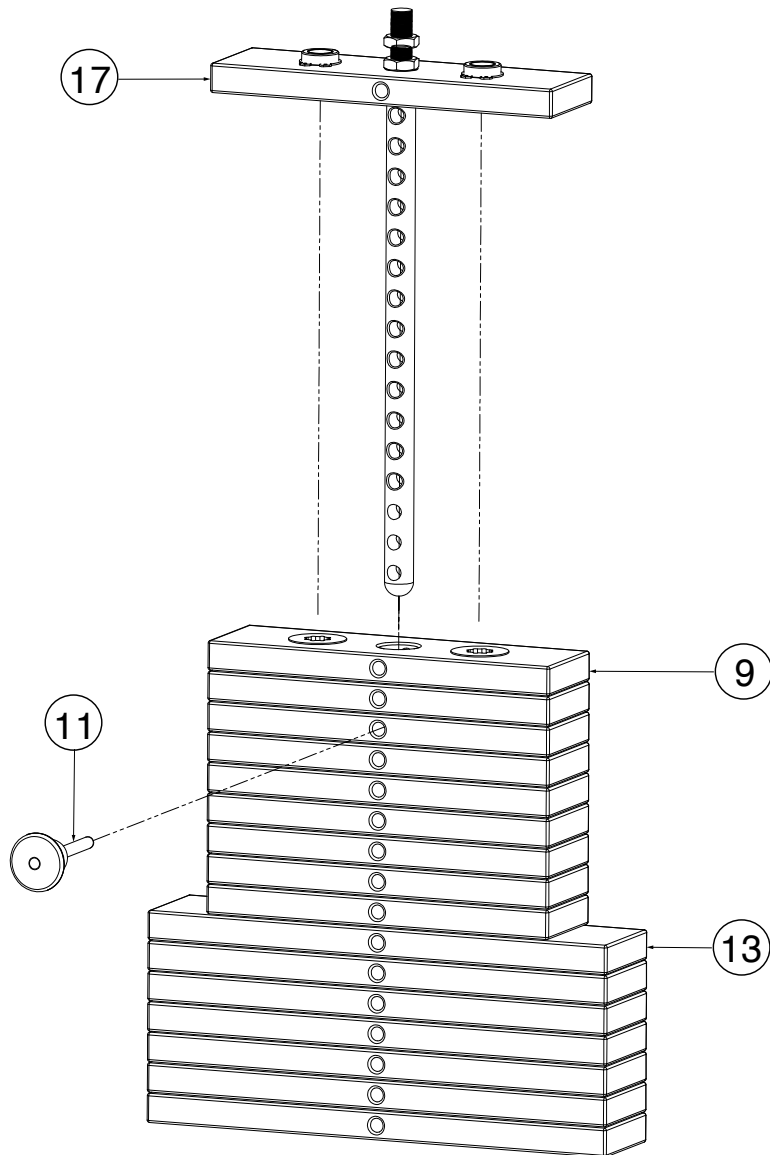


**ASSEMBLY OF PULLEY MACHINE STATION**



**STEP 6**

P.N.	Description	Qty
9	weight plat 5 kg	9
11	Weight selector pin	1
13	weight plat 7,5 kg	7
17	Base plate with weight selector rod	1



**ASSEMBLY OF WEIGHT STACK FOR PULLEY MACHINE STATION**

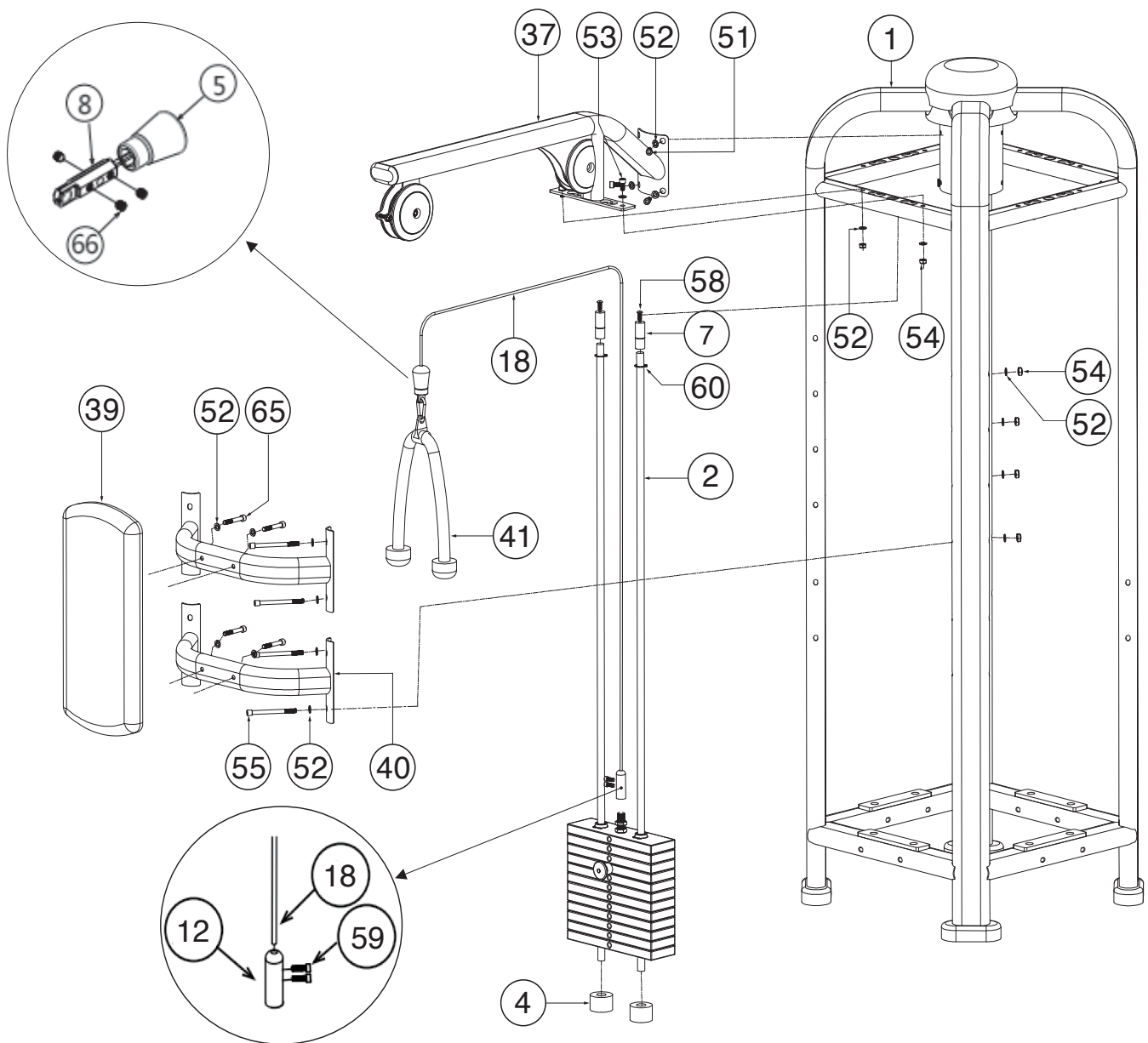




# STEP 7

P.N.	Description	Qty
1	Frame 4 Stations	1
2	Weight Stack Guide Rail	2
4	Rubber Bumper Base Weight Stack	2
5	Conical End Stop for Steel Cable Attachment	1
7	Alignment and Fixing Cylinder for Guides	2
8	Terminal Attachment for Steel Cable	1
10	Carabiner	1
12	Stopper Cylinder for Steel Cable	1
18	Cable for Triceps station	1
37	Cantilevered upper tube	1
39	Backrest	1
40	Backrest support tube	2

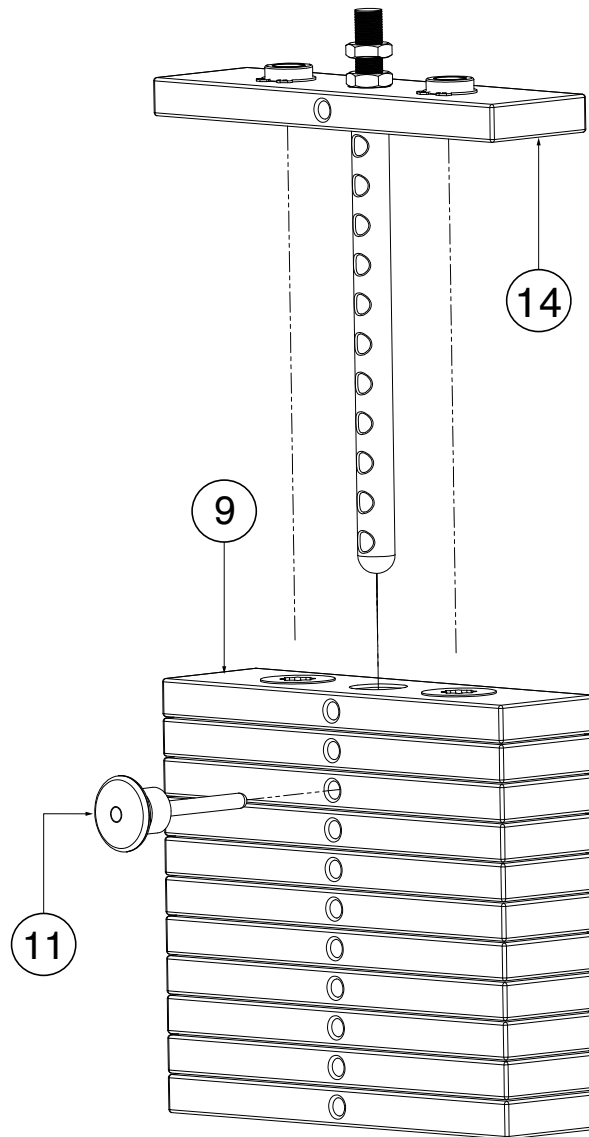
P.N.	Description	Qty
41	Triceps double rope	1
51	Socket Head Bolt M10x25 mm	4
52	Washer Ø10 mm	24
53	Socket Head Bolt M10x20 mm	2
54	Lock Nut M10	10
55	Socket Head Bolt M10x120 mm	8
58	Dome Head Bolt M8x60 mm Socket	2
59	Head Bolt M8x25 mm	2
60	Circlip Ø25 mm	2
65	Dome Head Bolt M8x60 mm	4
66	Jack Screw M8x10 mm	3



## ASSEMBLY OF TRICEPS STATION

## STEP 8

P.N.	Description	Qty
9	Weight Plate 5 kg	11
11	Weight Selector Pin	1
14	Base plate with weight selection rod	1

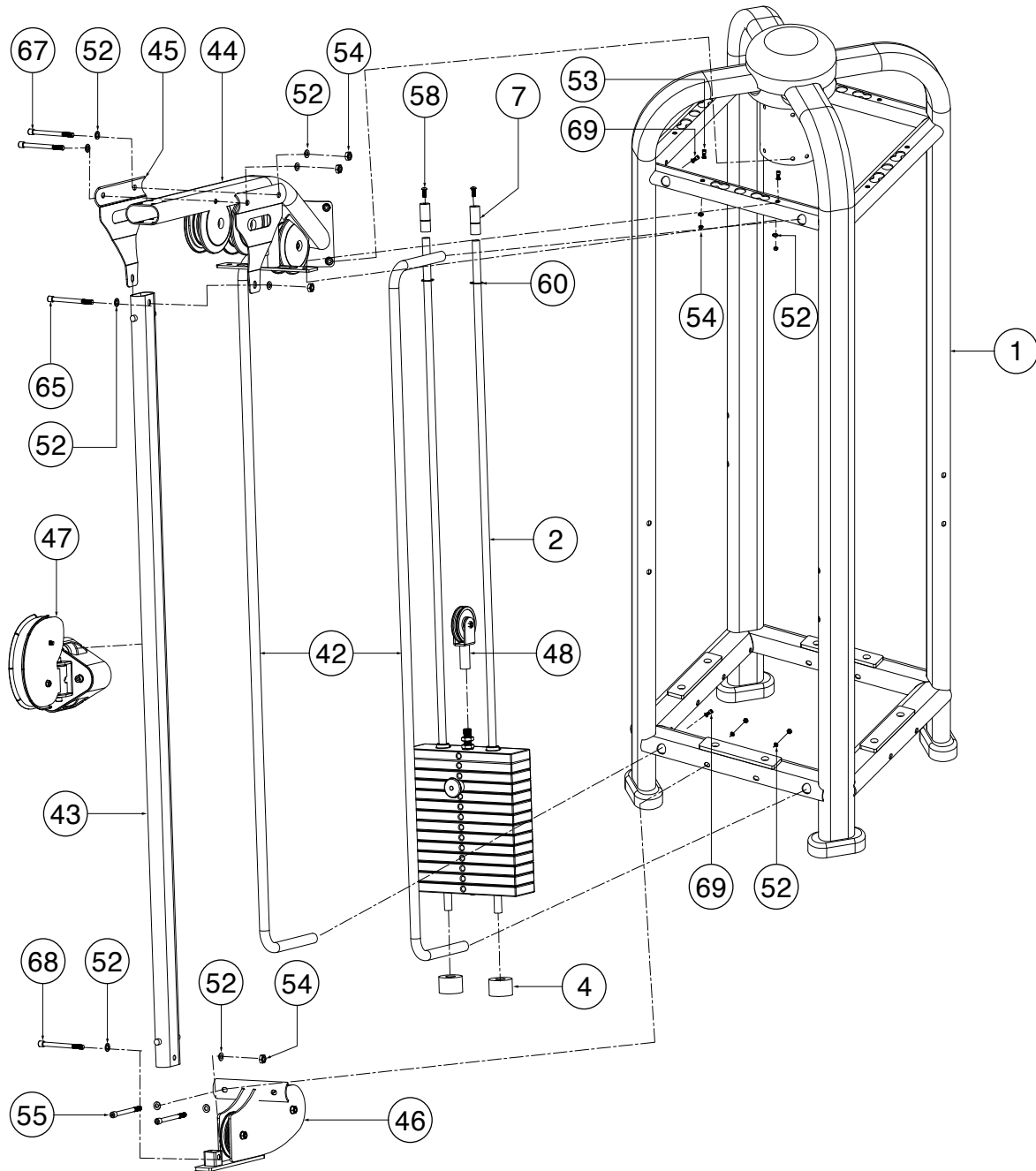


### ASSEMBLY OF WEIGHT STACK FOR TRICEPS STATION

## STEP 9

P.N.	Description	Qty
1	Frame 4 Stations	1
2	Weight Stack Guide Rail	2
4	Rubber Bumper Base Weight Stack	2
7	Alignment and Fixing Cylinder for Guides	2
42	Grip handle	2
43	Slide guide for trolley	1
44	Cantilevered upper beam 4	1
45	Trolley guide support bracket	2
46	Lower double pulley holder	1
47	Sliding carriage of the polyurethane station	1

P.N.	Description	Qty
48	Single pulley holder with pulley	1
52	Washer Ø10 mm	16
53	Socket Head Bolt M10x20 mm	2
54	LockNut M10	8
55	Socket Head Bolt M10x120 mm	2
58	Dome Head Bolt M8x60 mm	2
60	Circlip Ø25 mm	2
65	Socket Head Bolt M10x70 mm	1
67	Socket Head Bolt M10x130 mm	2
68	Socket Head Bolt M10x55 mm	1
69	Socket Head Bolt M10x30 mm	4

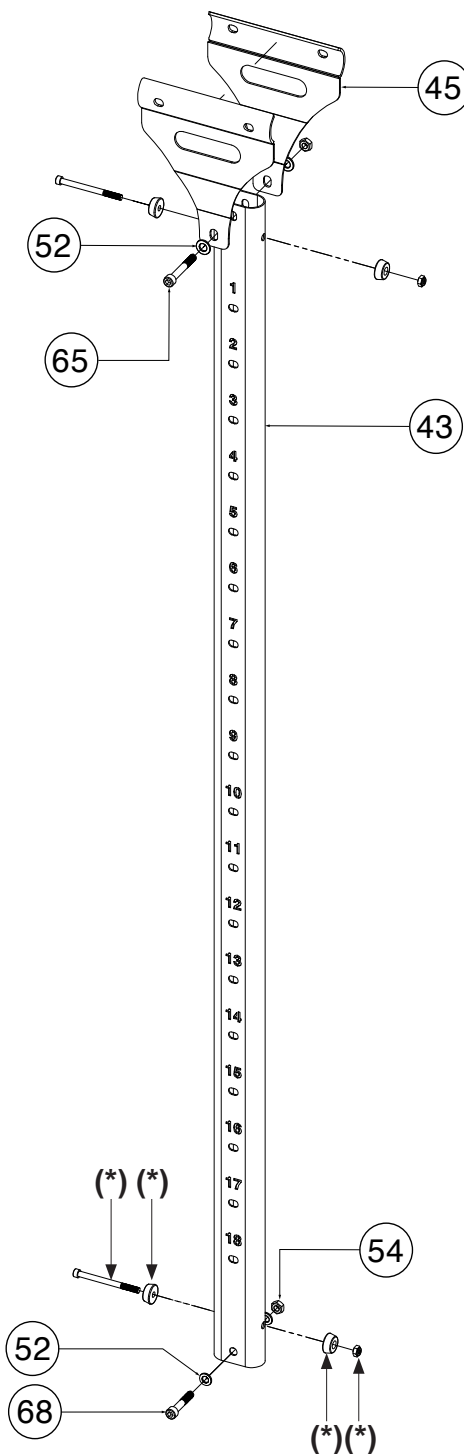


**ASSEMBLY POLYETHYLENE STATION SINGLE CROSS CABLE**

## STEP 10

P.N.	Description	Qty
43	Slide guide for trolley	1
45	Trolley guide support bracket	2
52	Washer Ø10 mm	4

P.N.	Description	Qty
54	LockNut M10	2
65	Socket Head Bolt M10x70 mm	1
68	Socket Head Bolt M10x55 mm	1



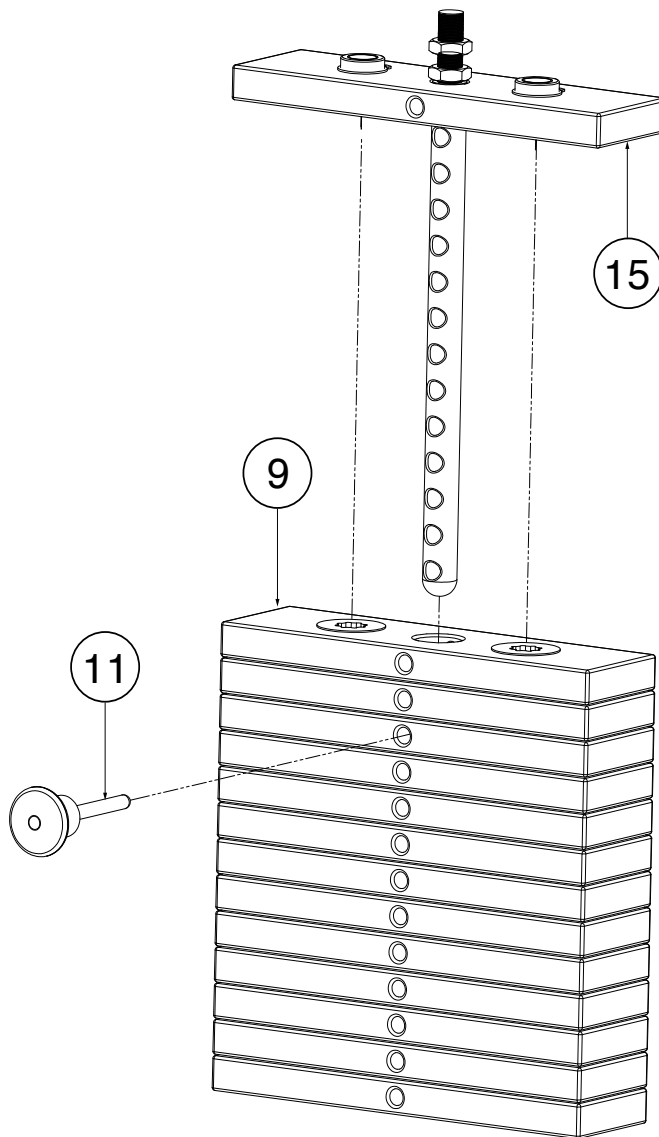
(\*)The trolley's end stops are already pre-assembled on the guide.

### ASSEMBLY OF THE SLIDING GUIDE FOR THE TROLLEY



## STEP 11

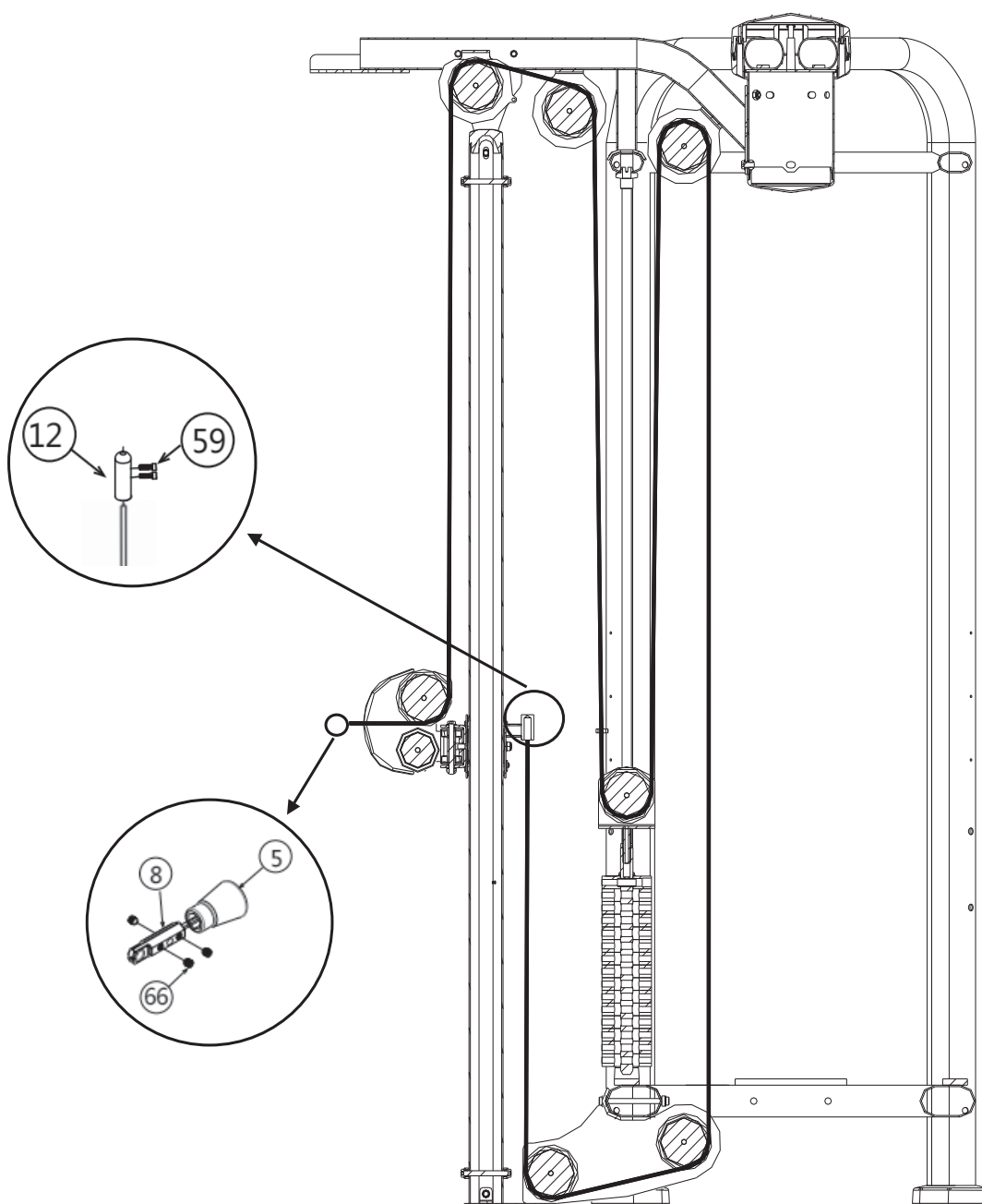
P.N.	Description	Qty
9	weight plate 5 kg	13
11	Weight selection pin	1
15	Base plate with weight selection rod	1






**ASSEMBLY OF THE WEIGHT PACK FOR THE POLYURETHANE STATION**

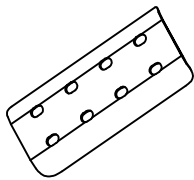
## STEP 12

P.N	Description	Qty
5	Conical Limit Stop for Steel Cable Terminal	1
8	Fitting for Steel Cable	1
12	Cable Fixing Clamp	1
59	Socket head bolt M8x25 mm	3
66	Jack Screw M8x10 mm	2

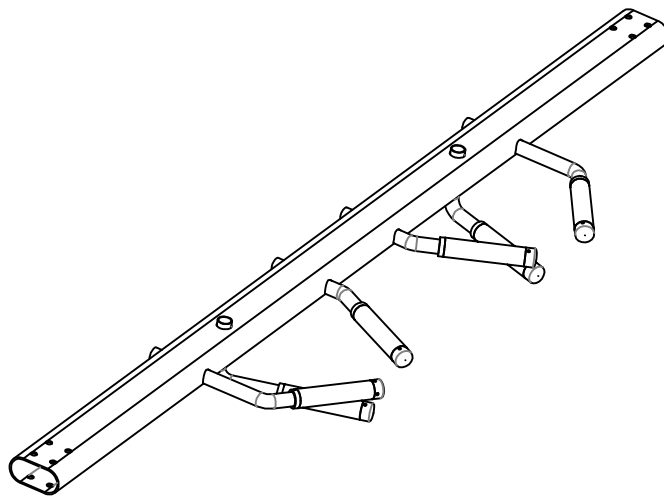


**ASSEMBLY OF THE STEEL CABLE FOR THE POLYURETHANE STATION**

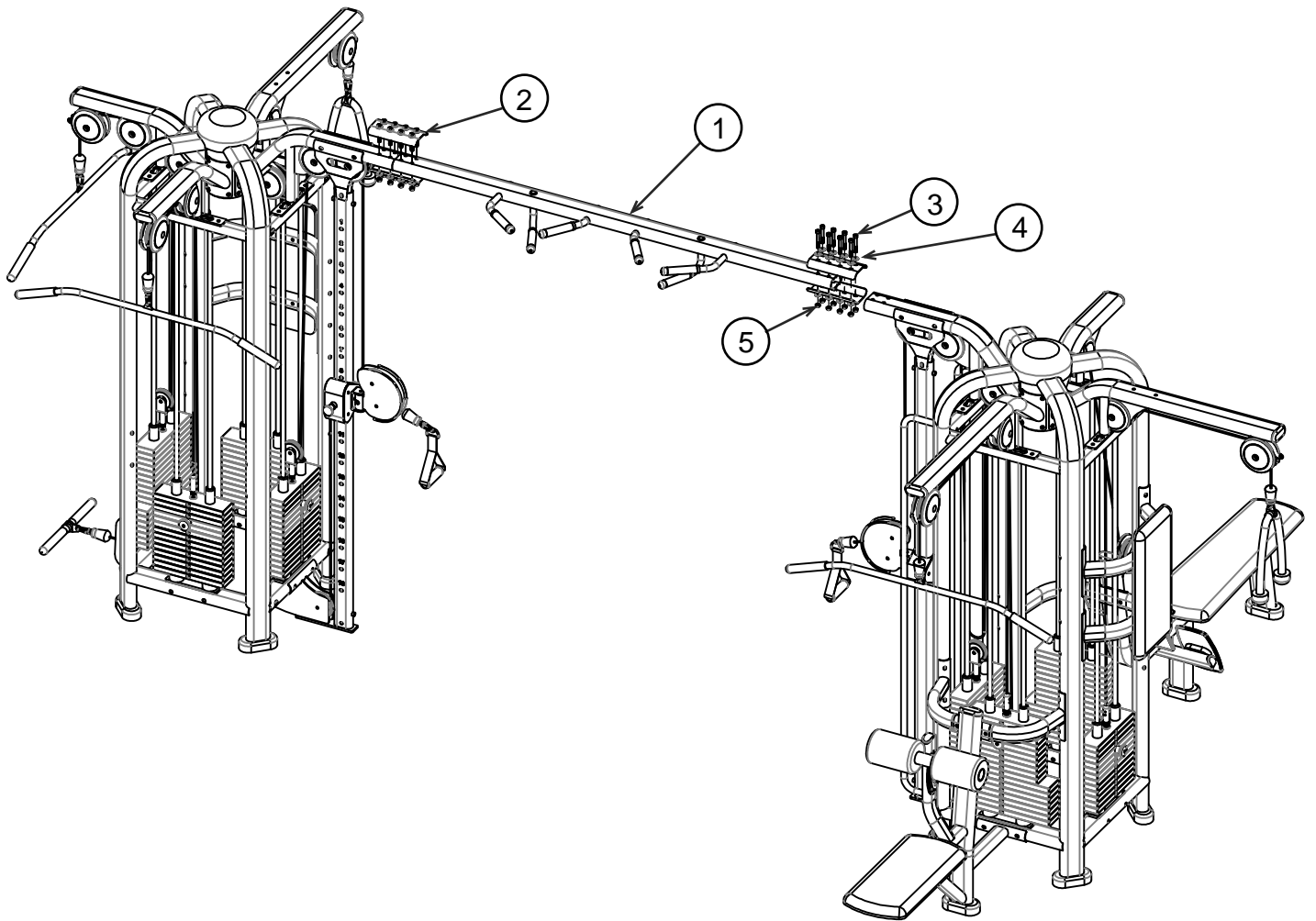
<p>3</p>  <p>M10X70MM Socket Head Bolt *16</p>	<p>4</p>  <p>10mm Washer*32</p>	<p>5</p>  <p>M10 Lock Nut *16</p>
---	--	--



#2\*4



#1\*1







GARLANDO SPA  
Via Regione Piemonte, 32 - Zona Industriale D1  
15068 - Pozzolo Formigaro (AL) - Italy  
[contact@toorxprofessional.it](mailto:contact@toorxprofessional.it)  
[www.toorxprofessional.it](http://www.toorxprofessional.it)